




CEMBRE

IDENTIFICATION & LABELLING SYSTEMS



CEMBRE AT A GLANCE

INNOVATION IS IN OUR DNA



211
Patents and
filled applications

71
Registered
trademarks

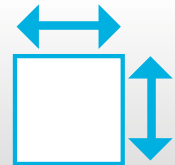


MAIN MANUFACTURING SITE, ITALY



60,000
m² of space
dedicated to offices,
factories, laboratories

121,000
m² of site



OUR PRODUCT CODES



21,500
different product codes
sold each year

21,800
product codes are
available for
immediate despatch



AUTOMATED WAREHOUSE



60,000
bins capacity

10,000
order lines
per working day



are registered trademarks of CEMBRE S.p.A.

 **Cembre**

ROLLY
= = = =

RING[®]
cablesys

mg3[®]
MARKINGENIUS

mini
ROLLY

SIGN[®]
stick-onsys

GENIUSPRO[®]

ROLLY
= = = =

LABEL[®]
stick-onsys

 **CEMBRE**

INDEX

	Identification and labelling systems.....	3
HOW TO MARK	How to mark.....	5
GENIUSPRO	Software.....	8

THERMAL TRANSFER SYSTEM FOR SHEET MEDIA

MG4	Thermal transfer printer for sheet media.....	9
Geniuspro Mobile	Specific applications for MG4.....	11
ACCESSORIES	Templates and accessories.....	12
RIBBONS	Monochrome ribbons.....	13
MG-TPMF	Cable tags for holders.....	14
MG-TPM	Cable tags for holders.....	15
MG-TDM	Cable tags without holder.....	16
MG-TDMO	Cable tags without holder.....	17
	Support TDMOS.....	17
MG-ETF	Cable & conduit tags tie-on.....	18
MG-KMP	Wraparound cable markers.....	20
MG-CPM	Terminal block markers.....	21
MG-CPMF	Terminal block marker strips.....	24
MG-VYB	Terminal block marker labels.....	25
MG-SPM	Component markers, push in.....	26
MG-PTS	Push button legends.....	27
MG-TAP	Legends 15 mm.....	28
MG-TAPW	Legends 9 mm.....	30
MG-TAR	Legends.....	31
MG-DOG	Dog tags.....	32
MG-TAA	Legends self adhesive.....	34
MG-VYT	Labels.....	36
MG-PYT	Labels.....	38
MG-VCT	Labels.....	39
MG-PLC	PLC legends.....	40
MG-SAT	Security labels.....	42
MG-17.5	Modular legends.....	43
	Modular labels.....	45
	Modular backing strips.....	46
GMCK	Customisable panel plates.....	47
MG-VRT-R	Panel plates rivet fixing.....	48
MG-VRT-RH	Panel plates rivet fixing with holes.....	50
MG-VRT-A	Panel plates self adhesive.....	52
MG-VRT-AH	Panel plates self adhesive with holes.....	54
MG-SIGNS	Panel legends.....	56
	Panel labels.....	57

THERMAL TRANSFER SYSTEM FOR ROLL MEDIA

ROLLY3000	Thermal transfer printer for roll media.....	60
ROLLY2000TR2	Thermal transfer printer for roll media.....	61
ACCESSORIES	Cutters and accessories.....	62
RIBBONS	Monochrome ribbons.....	63
TPM-ROLL	Cable tags with holders.....	64
TAR-ROLL	Legends.....	65
KM-ROLL	Wraparound cable markers.....	66
ETF-ROLL	Cable & conduit tags tie-on.....	68
TAP-ROLL	Legends.....	70
VCT-ROLL	Self adhesive labels.....	71
STRIP-ROLL	Modular component legend strips.....	72
	Self adhesive modular component legend strips.....	73
GMCTTL	Customisable labels.....	74
TTL	Thermal transfer labels.....	75
TTF	Continuous material.....	78
GMC-AL	Aluminium mounting plates.....	79
TERMO-ROLL M2	Heat shrinkable tubing 2:1.....	80
TERMO-ROLL M3	Heat shrinkable tubing 3:1.....	82
TERMO-ROLL H2	Heat shrinkable tubing 2:1.....	84
TERMO-ROLL H3	Heat shrinkable tubing 3:1.....	86

EMBOSSER

SMP	Stainless steel tie-on tags.....	88
SERIE GX	Stainless Steel AISI 304 cable ties.....	90
SERIE GXAC	Insulated Stainless Steel INOX AISI 316 cable ties.....	91
M101KIT	Label Embosser.....	92
	Metallic ribbons.....	92

MANUAL SYSTEM

PMP-30	Push in cable markers.....	94
	STARTkit PMP-30.....	95
RMS	Push on ring cable markers.....	96
	Insertion tool for push on ring cable markers.....	97
FMS	Push on flat ring cable markers.....	102
MS-ETF	Laminated write on-tie on.....	103
ANS	Wraparound cable markers.....	104
ANL	Alphanumeric signs.....	106
WIT-W	Cable ticket.....	107
\$40390	Cable tags without holder.....	108
SM	Snap on cable markers.....	109
	Applicators.....	118

ACCESSORIES









PMF	Transparent tag holders 4 mm.....	120
PMF-HF	Transparent tag holders - Halogen Free.....	122
PMF-AC	Self adhesive transparent flat tag holders.....	123
PMF-ET	Transparent tag holders tie-on.....	124
PMT-AC	Self adhesive transparent legend holders 9 & 15 mm.....	125
PMT-CT	Transparent legend holders tie-on 9 mm.....	126
PM	Transparent tag holders 4 mm.....	127
PM-HF	Transparent tag holders - Halogen Free.....	129
PM-AC	Transparent flat tag holders tie-on.....	130
PM-ET	Self adhesive transparent tag holders.....	131
KMC	Holders.....	132
SERIE G	Polyamide PA6.6 Cable ties.....	133
SERIE GFH	Polyamide PA6.6 Cable ties.....	135
	Installation tools.....	135
SERIE GX	Stainless Steel AISI 304 cable ties.....	136
SERIE GXAC	Insulated Stainless Steel INOX AISI 316 cable ties.....	137
PTP	Push button legend bases.....	138
PL	Legend bases.....	139
TAP-CCS	Transparent covers.....	140
CPT	Transparent covers.....	141
RT-TAP	Legend rail, 15 mm.....	142
	Transparent protective covers, 15 mm.....	142
	Transparent protective strip, 15 mm.....	142
RT-TAPW	Legend rail, 9 mm.....	143
	Transparent protective covers, 9 mm.....	143
	Transparent protective strip, 9 mm.....	143
TPD	Document holder.....	144




















LABELS

WS	Warning signs.....	146
PS	Prohibition symbols.....	159
MS	Mandatory signs.....	164
CS	Electrical symbols.....	168
VS	Utility sector signs.....	171
KML	Wraparound cable markers.....	177
LLS-ILS	Labels for laser and inkjet printers.....	178

APPENDIX

CHART	Terminal block marker cross reference chart.....	180
QUALITY	Test methods.....	190
GMCK	Pre-printed MARKINGENIUS® media specification.....	192
SMP	Pre-embossed tags specification.....	193
GMCTTL	Pre-printed labels specification.....	194
GENIUSPRO	GENIUSPRO License Request.....	195
	General terms and conditions of sale.....	196

	All CEMBRE products comply with Directive 2011/65/EU of the European Parliament and Council dated 8 June 2011 (and subsequent amendment)
	Meets the requirements for fire testing of materials and components for trains EN 45545-2:2015
	Halogen Free
	Silicon Free
	MIN. Operating temperature range
	MAX. Operating temperature range
	Approved UL 969
	Approved UL 969 CSA C22.2 No.0.15

	Material: Flat - 0,5 mm
	Material: Polyvinyl Chloride
	Material: Plasticised Polyvinyl Chloride
	Material: Polycarbonate
	Material: Acrylonitrile-Butadiene-Styrene
	Material: Styrene-Butadiene-Styrene
	Material: Cotton Fabric Coated with Acrylic
	Material: High-Density Polyethylene
	Material: Thermoplastic Polyurethane
	Material: Irradiated Polyolefin
	Material: Stainless Steel AISI
	Material: Polyamide 6.6
	Material: Polypropylene
	Material: Polyoxymethylene
	Material: Ethylene-Vinyl Acetate
	Material: Polystyrene
	Material: Polyethylene Terephthalate
	Material: Aluminium
	Thickness (mm) of Material

Identification and labelling systems

CEMBRE offers a number of innovative solutions to meet demands for high performance and reliability in the industrial and manufacturing sectors.



THERMAL TRANSFER SHEET PRINTER MARKINGENIUS®

The revolution in identification systems, MARKINGENIUS®MG4 is a high speed flat bed printer using thermal transfer technology to produce identification and labelling media for cables and tubing, panel building components and equipment of all types.

Windows® based, the high resolution MARKINGENIUS®MG4 prints monocolour True Type fonts, while also reproducing Clipart images, drawings and bitmaps down to very small dimensions.



THERMAL TRANSFER ROLL PRINTER ROLLY3000

ROLLY3000 is designed for high speed printing of identification and labelling media in roll format.

Thermal transfer print quality matched with robust construction and intensive CEMBRE reliability allow ROLLY3000 to print 4.000 cable tags in less than two minutes.

ROLLY3000 is equipped to print TERMO-ROLL heat shrinkable tubing in continuous or ladder format at high speed and with the precision and quality of print required to meet the most stringent standards.

MANUAL SYSTEM

Provides simple solutions for the identification of cables and electrical components with four families of products:

- *push in cable markers- individual characters are collected in order on the insertion tool, then pushed into the transparent holder mounted on the cable.*
- *push on ring markers and flat tie on holder markers used directly on cables, tubing and conduits.*
- *snap on cable markers which can be fitted even after cables are terminated and connected.*
- *push-on cable markers pre-printed essential for marking the optical fiber to the completed wiring.*
- *wraparound self laminating cable markers available for a wide range of diameters and may be hand printed then attached at any time. Ideal for applications requiring the print to be protected.*



LABELS

Warning, prohibition and mandatory signs, on A4 sheets.

HOW TO MARK

How to mark

MODULAR COMPONENTS

legends
labels
brand-specific legends
mounting rails



PANEL INTERIORS



TERMINAL BLOCKS

widest brand suitability
pitched and single markers
marker strips
marker labels



COMPONENTS & EQUIPMENT

PLC legends
rail mounted legends
brand-specific legends
dog tags
rating plates and labels
security labels

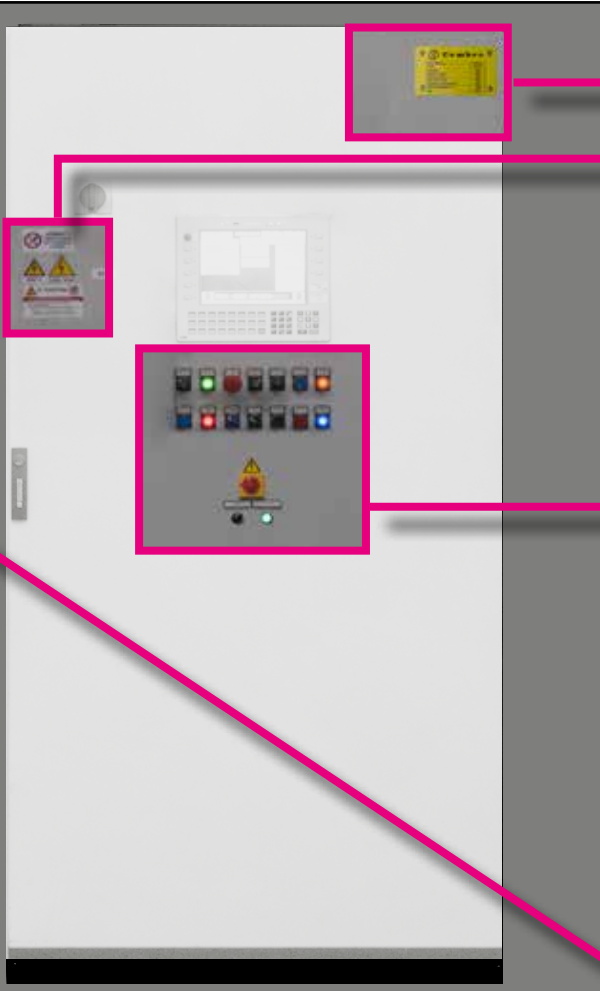


SINGLE CABLES

cable tags for holders
one piece push or clip-on cable tags
wraparound cable markers
heat shrinkable tubing
push in markers
ring cable markers
wraparound strips
snap on markers



PANEL EXTERIORS



PLATES & LABELS



- self adhesive panel plates
- panel plates with covers
- self adhesive component legends
- modular component legends for rails
- self adhesive labels
- security labels
- panel legends
- document holders

PUSH BUTTONS & INDICATORS



- self adhesive legends
- legends for push button bases
- brand-specific legends
- push button legends
- panel legends
- self adhesive labels

CONNECTORS



- self adhesive legends & labels

CONDUITS, PIPES & MULTI-CORE



- tie-on cable and conduit tags
- wraparound cable markers
- heat shrinkable tubing

HOW TO MARK

How to mark

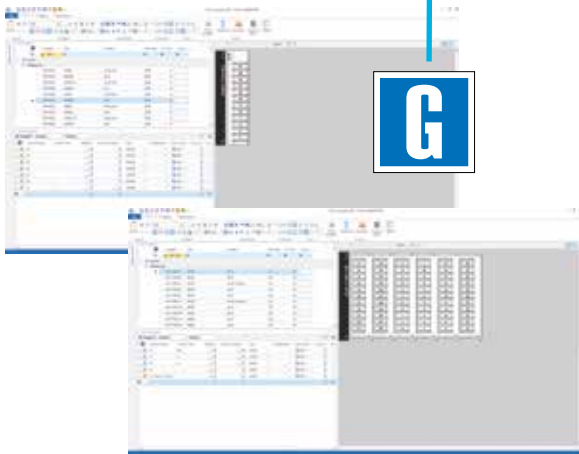

PRODUCT PAGE

<p>MG-TPMF 12</p>	<p>MG-TPMF 12</p>	<p>MG-TPM 13</p>	<p>MG-CPM 19</p>	<p>MG-TPMF 12</p> <p>MG-TPM 13</p> <p>SPM 24</p>
<p>F 118</p> <p>MG-TPM 13</p>	<p>MF-ET 125</p> <p>MG-TAPW 28</p>	<p>PM-ET 127</p> <p>MG-TAP 26</p>	<p>MG-CPMF 22</p>	<p>MG-PTS 25</p> <p>MG-TAA 32</p> <p>MG-TPMF 12</p> <p>MG-TPM 13</p> <p>MG-TAR 29</p> <p>MG-TAA 32</p> <p>MG-SAT 40</p>
<p>PM 121</p> <p>MG-TDM 14</p>	<p>PMF-ET 125</p> <p>MG-ETF 16</p>	<p>PMF-ET 125</p>	<p>MG-VYB 23</p>	<p>MG-TAP 26</p> <p>MG-PLC 38</p> <p>G-VYT 34</p> <p>MG-PYT 36</p>
<p>MG-TDMO 15</p>	<p>CABLE TIE 131</p>		<p>PTP 136</p> <p>MG-TAP 26</p>	<p>MG-DOG 30</p> <p>MG-TAP 26</p> <p>MG-TAP 26</p>
<p>MG-KMP 18</p>			<p>PL 137</p> <p>MG-VYT 34</p>	<p>MG-VCT 37</p> <p>MG-TAP 26</p> <p>MG-TAPW 28</p>
			<p>HIGH PRESSURE</p>	<p>MG-PMT-AC 128</p> <p>MG-RT-TAP 140</p>
<p>SINGLE CABLES</p>	<p>CONDUITS PIPES MULTI-CORE</p>	<p>TERMINAL BLOCKS</p>	<p>PUSH-BUTTON SWITCHES</p>	<p>COMPONENTS EQUIPMENT</p>

THERMAL TRANSFER SYSTEM FOR SHEET MEDIA

MG-TAA 32	MG-TAP 26	-TAP 26	TPM-ROLL 62	ETF-ROLL 66	P-ROLL 70	73
MG-VYT 34	RT-TAP 140	RTA-TAP 140	PMF 118	CABLE TIE 131	TAP-ROLL 68	76
MG-VCT 37	RT-TAPW 141	RTA-TAPW 141	KM-ROLL 64	TAP-ROLL 68	RT-TAP 140	-ROLL 68
	MG-17.5-A 42	-SAT 40		PMF-ET 125		-ROLL 68
		SIGNS 54				RTA-TAP 140
		CK 45				-ROLL 68
		-VRT-R 46				PLA 137
		-VRT-A 50				
		CPT 139				
CONNECTORS	MODULAR COMPONENTS	PLATES LABELS SIGNS	SINGLE CABLES	CONDUITS PIPES MULTI-CORE	MODULAR COMPONENTS	LABELS

GENIUSPRO



www.cembre.co.uk



System-lifetime support

- free software updates
- pre-purchase trials
- free of charge training and support every working day, by phone, remote computer access via internet or site visit
- samples of available media for customer approval and new media developments welcome
- loan machine when printer returned for service.

Software

for all CEMBRE printers

GENIUSPRO is the latest software developed by CEMBRE.

- Simple and intuitive
- Operator needs only basic computer skills
- Enhanced features include full size Dynamic Preview
- Assures increased capability and performance when printing text, symbols and images on CEMBRE MARKINGENIUS® and ROLLY systems.

MARKINGENIUS® and ROLLY systems are delivered complete with power & connection cables and GENIUSPRO software including a universal driver for Windows® to ensure compatibility.

Software features

- Easy data insertion
- More than ten types of counter
- *.txt, *.cad, *.dbf, *.xls and other file types can be imported
- MATRIX, ACS and Simplo conversion
- Spac, EPLAN, IGE-XAO, ZUKEN E3 and Excel importation
- Customisable print output filters
- Optimised printing of media for cables, terminal blocks, control gear, connectors, push buttons, components, panels and self adhesive labels
- All Windows fonts
- Designs customised media
- Vector, drawing and clip art printing
- Free upgrades with each release
- Help function

Minimum system requirements

- PC Processor Intel®Core™ i3, 4th generation
- 4 Gb RAM
- USB connection
- 2 Gb available hard disc space
- Video resolution 1280x1024
- Windows 7, 8, 10, 11
- Internet enabled

Type	Quantity	Description
GENIUSPRO-5L	1	Software GENIUSPRO - 5 Licenses
GENIUSPRO-1L	1	Software GENIUSPRO - 1 Licence

Thermal transfer printer for sheet media

on sheet media, plug&play

THE MARKINGENIUS®MG4 is an industrial labelling printer designed to offer **high quality and long-lasting printing** for text, logos, electrical symbols, QR codes and all kinds of vector images. Equipped with a **ribbon save system**, a useful function that allows you to consume only the ribbon needed for printing.

Its reliability and robustness mean that the MG4 can be used intensively, making it suitable for all kinds of applications.

The large on-board touch screen enables quick and easy management of print projects.

Each monochrome ribbon can print more than 300,000 MG-TPMF 4x10 mm labels.

MG4 can be used with both a mains power supply and with **CEMBRE CAS Alliance** rechargeable batteries: the machine **can be used in the office, in production and also on site**, right in front of the panel to be wired.

The interchangeable battery, which can power both MG4 and all CEMBRE tools, allows full portability of the printer.



WI-FI



SHARE



TOUCH
DISPLAY



USB



APP



STATUS
MONITOR



LAN



WI-FI
DIRECT



BATTERY
RECHARGEABLE

Printer dimensions:

- Length 409 mm
- Width 240 mm
- Height 236 mm
- Weight 6.1 kg

MG4

MG4



PLUG EU

MG4E



PLUG UK

MG4A



PLUG 230V



SPEED

prints 112 4x10 cable tags in less than 12 seconds

CONVENIENCE

software provides quick and easy upload of the data to be printed

ECONOMY

prints around 300,000 4x10 cable tags with a single ribbon

QUALITY

printer resolution 300x600 dpi



Supplied with the three most useful templates

software GENIUSPRO.....	page 8
templates and PET supports.....	page 10
accessories.....	page 10
ribbons.....	page 13



MG4

Accessories



transport with soft bag **CVB-039**

MG4 printer supplied with:

- **FD-GENIUSPRO** software on *USB stick*
- **991002** plate for *FLAT series products*
- **991007** plate for *MG-TDM (6 stems) cable tags*
- **991011** plate for *terminal tags*
- **991600** black print ribbon
- **991654** cardboard ribbon spool
- *USB cable*
- *power cord*
- *external power supply*

Accessories on request:

- *rechargeable batteries*
 - **CB1820L** 18V-2.0 Ah Li-Ion
 - **CB1852L** 18V-5.2 Ah Li-Ion
- *battery chargers*
 - **ASC55-EU** 220-240 V / 50-60 Hz with *EU plug*
 - **ASC55-UK** 220-240 V / 50-60 Hz with *UK plug*
 - **ASC30-36-USA/CA** 115 V / 60 Hz with *USA plug*
 - **ASC30-36-AUS/NZ** 220-240 V / 50-60 Hz with *AUS plug*
- **CVB-039** *soft bag*
- **VAL-MG-N** *rigid trolley*
- **VAL-MG-HD** *HD trolley*

ASC55-EU Battery charger



CB1852L
Prints up to 700 sheets



CB1820L
Prints up to 350 sheets




Specific applications for MG4

Projects can be set up and created from a PC with the GENIUSPRO software for managing production orders or, if necessary, via the **Geniuspro Mobile** APP developed by CEMBRE for IOS and Android devices (smartphones and tablets) for the latest changes on site, on the electrical panel or on board the machine.



Geniuspro Mobile



The new **Geniuspro Mobile** application allows you to bring the ease of use and versatility of the desktop programme directly to your smartphone.

- **create and print** labelling projects for cable tags, terminals, contactors, connectors, buttons, components and adhesive labels directly from the mobile device
- **enter data** quickly with texts, counters, forms, images, symbols and barcodes (QR Code, Data Matrix, Code128/39, Ean 8/13)
- **import and edit** projects created with GENIUSPRO
- **open and print** Designer projects created with GENIUSPRO
- connects directly with the printer via **WiFi Direct**






ACCESSORIES

Templates and accessories

for thermal transfer printer

The accessories are compatible with CEMBRE thermal transfer printers for sheet media.



VAL	Type	Size mm	
	VAL-MG-N	Length mm	450
		Width mm	295
		Height mm	370
		Weight	6,7
	VAL-MG-HD	Length mm	687
		Width mm	528
		Height mm	366
		Weight	7,5



Template	Type	Quantity	PET support	Type	Quantity	For printing
MG2-PWC	991000	1	MG2-TWC	991502	3	MG-TPM
MG2-PLT	991002	1	MG2-TLT	991522	3	laminated material serieFLAT
MG2-QTB	991011	1	MG2-TQT	991564	3	MG-CPM-01, MG-CPM-02, MG-CPM-03, MG-CPM-04, MG-CPM-07, MG-CPM-11, MG-SPM-03
MG2-PTD	991007	1	MG2-TTD	991563	3	MG-TDM (6 stems)
MG2-PTM	991010	1	MG2-TTM	991561	3	MG-TDM0, MG-TDM (4 stems)
MG2-MTB	991008	1	MG2-TMT	991513	3	MG-CPM-01 (5 x 7 mm)
MG2-WTB	991004	1	MG2-TWT	991542	3	MG-CPM-05, MG-CPM-12, MG-SPM-09
MG2-STB	991005	1	MG2-TST	991552	3	MG-CPM-06
MG2-LTB	991013	1				MG-CPM-09
MG2-CTB	991006N	1	MG2-TCT	991562N	3	MG-CPM-10
MG2-ETB	991016	1				MG-CPM-13
MG2-PSB	991554	1				MG-CPM-15 42908
MG2-NSB	991556	1				MG-CPM-15 42909
MG2-PSP	991018	1	MG2-TSP	991514	3	MG-SPM-02
MG2-BSP	991558	1				MG-SPM-07
MG2-WSP	991559	1				MG-SPM-11

MG3	MG4	Accessories	Type	Quantity	Description
✓		MG2-CKP	991670	1	Print head cleaning kit (template, pad & cleaning fluid)
			991672	1	Print head cleaning kit (template & pad)
✓		MG2-CNP	992150	1	Replacement pads for MG2-CKP (5 pieces)
✓			ISOCLENE	1	Spray 250 ml, replacement for MG2-CKP
✓	✓		MG2-SPD1	1	Ribbon feed spool for MG2-EPTR
✓	✓		MG2-KDF	1	Media guide
✓	✓		VAL-MG-N	1	MARKINGENIUS® transportation case with wheels
✓	✓		VAL-MG-HD	1	Heavy duty transportation case with wheels and telescopic handle for air transport



templates and blanks for MG4 printer
accessories for optimum printer condition



RIBBONS

Monochrome ribbons


for thermal transfer printer

MG2-ETR monochrome ribbons are formulated to produce high quality print on a variety of materials while providing resistance to abrasion, chemicals, cleaning products and environmental agents (eg UV, humidity). Ribbon length 200 m, width 120 mm.

MG2-EPTR PREMIUM black monochrome ribbon has enhanced performance characteristics, is 300 linear meters long, with a width of 110 mm.

To enable usage of MG2-EPTR PREMIUM ribbons with MG3 printers, the additional purchase of accessory Rear Tension Roller Kit MG2-SPD1 with smaller diameter is required (see Accessories page 10).


Use this ribbon to print FLAT Polycarbonate items.



Family	Type							Width mm	Length m	Quantity
	black	blue	red	green	silver	gold	white			
MG2-ETR	991600	991601	991602	991603	991607	991608	991606	120	200	1
MG2-EPTR PREMIUM	991611							110	300	1

The legibility of print produced on CEMBRE media by MG2-ETR and MG2-EPTR black ribbons meets the requirements of:

- UNI EN ISO 4892-2:** UV resistance
 - CEI 16-7:** Resistance to abrasion and friction
 - CEI 16-7:** Effect of ageing
 - CEI 23-11 / CEI EN 61058-1:** Indelibly
 - CEI EN 61010-1 / VDE 0411-1:** Indelibly
 - CEMBRE INTERNAL TEST:** Indelibly
 - UNI EN ISO 9227:** Saline mist
 - CEI EN 60464-2:** Resistance to solvent vapour
 - DIN 30643:** Resistance to abrasion and rubbing
 - UNI EN ISO 175:** Effect of immersion in liquid chemicals
- Specifications page 188



MG-TPMF

Cable tags for holders



precut 4mm push in markers, easy entry for PMF holders

SerieFLAT MG-TPMF tags are used for marking cables, conduit, tubes, conductors and components.

Presented in stem format, tags are simply snapped off their stems and inserted into the appropriate holders. Consult us for other colours.

Note: UV resistance may vary between colours.

Material: Rigid PVC, self extinguishing class V0 according to UL94; the colours white PVC10050WH and yellow PVC10050YE are UL approved.

Operating temperature range: -30°C to +60°C

PVC
SF
-30°C
+60°C
UL94
RoHS COMPLIANT 2011/65/EU

Family	Size mm	Type							Tags per sheet	Quantity	SW code
		white PVC10050WH	yellow PVC10050YE	grey	red	blue	green	black			
MG-TPMF	4 x 10	42090B	42040B	42000BGY	42020B	42060B	42050B	42010B	112	5.600	502
	4 x 12	42091B	42041B	42001BGY	42021B	42061B	42051B	42011B	80	4.000	505
	4 x 15	42092B	42042B						80	4.000	503
	4 x 18	42094B	42044B						64	1.600	506
	4 x 20	42093B	42043B		42023B	42063B	42053B	42013B	64	1.600	504
	4 x 30	42096B	42046B		42026B	42066B	42056B		48	1.200	509
	4 x 40	42097B	42047B						32	800	508

Material: Polycarbonate, Halogen Free, self extinguishing class V0 according to UL94; the colours white PC10050WH and yellow PC10050YE are EN 45545-2 approved.

Operating temperature range: -40°C to +130°C

PC
HF
SF
-40°C
+130°C
EN 45545-2
RoHS COMPLIANT 2011/65/EU

Size mm	Size mm	Type					Tags per sheet	Quantity	SW code
		white PC10050WH	yellow PC10050YE	metallic grey	brown	orange			
MG-TPMF-HF	4 x 10	42090B-HF	42040B-HF	42000B-HF	42070B-HF	42030N-HF	112	5.600	502
	4 x 12	42091B-HF	42041B-HF	42001B-HF			80	4.000	505
	4 x 15	42092B-HF	42042B-HF	42002B-HF			80	4.000	503
	4 x 20	42093B-HF	42043B-HF				64	1.600	504
	4 x 30	42096B-HF	42046B-HF				48	1.200	509
	4 x 40	42097B-HF	42047B-HF				32	800	508



Use the 991611 ribbon to print FLAT Polycarbonate items.
 template with PET support..... page 12
 ribbons page 13

tag holders PMF page 120
 tag holders PMF-AC page 123
 tag holders PMF-ET page 124



MG-TPM

Cable tags for holders

4mm push in markers, for PM holders

MG-TPM tags are used for marking cables, conduit, tubes and equipment.

Presented in stem format, tags are simply snapped off their stems and inserted into the appropriate holders.



Material: Polycarbonate, Halogen Free, self extinguishing class V0 according to UL94; the colours white PC10300WH and yellow PC10400YE are EN 45545-2 approved.

Operating temperature range: -40°C to +130°C


PC
HF
SF
-40°C
+130°C

Family	Size mm	Type		Tags per sheet	Quantity	SW code
		white PC10300WH	yellow PC10400YE			
MG-TPM	4 x 10	40090	40040	45	2.250	1
	4 x 12	40091	40041	45	2.250	2
	4 x 15	40092	40042	45	2.250	3
	4 x 18	40093	40043	45	2.250	4



template with PET support page 12
 ribbons page 13
 tag holders PM page 127

tag holders PM-AC page 130
 tag holders PM-ET page 131



MG-TDM

Cable tags without holder

one piece, push on

MG-TDM one piece tags require no transparent holders and are mounted on cables via the two range-taking apertures.

Tags are easily removed from the stems and partially printed sheets may be reused to avoid wastage.

- It is advisable to select the tag based on the actual external diameter of the cable rather than its indicative c.s.a, due to variations in insulation thickness and conductor format.



Material: Polycarbonate, Halogen Free, Silicon free, self extinguishing class V0 according to UL94; the colours white PC10200WH and yellow PC10400YE are EN 45545-2 approved.

Operating temperature range: -40°C to +130°C




Family	Cable ext.Ø range mm	Cable c.s.a range mm²	Size mm	Type		N° Stems	Tags per sheet	Quantity	Template	SW code
				white PC10200WH	yellow PC10400YE					
MG-TDM-01	1,6 ÷ 3,25	0,5 ÷ 1,5	4 x 12	40190	40140	6	66	1.320	991007	121
	1,6 ÷ 3,25	0,5 ÷ 1,5		40192	40142	4	40	800	991010	119
	1,6 ÷ 3,25	0,5 ÷ 1,5		40191	40141	4	40	800	991010	123
MG-TDM-02	2 ÷ 4,4	1 ÷ 6	4 x 12	40290	40240	6	66	1.056	991007	122
	2 ÷ 4,4	1 ÷ 6		40292	40242	4	40	640	991010	120
	2 ÷ 4,4	1 ÷ 6		40291	40241	4	40	640	991010	124



Directly on cables according to the diameter ranges shown in the table.
No transparent holders required.

PURCHASE SEPARATELY

templates and PET supports page 12
ribbons page 13



MG-TDMO

Cable tags without holder

one piece, clip on

MG-TDMO one piece tags require no transparent holders and are mounted on cables via the two range-taking apertures.

Tags are easily removed from the stems and partially printed sheets may be reused to avoid wastage.

- It is advisable to select the tag based on the actual external diameter of the cable rather than its indicative c.s.a, due to variations in insulation thickness and conductor format.



Material: Polycarbonate, Halogen Free, Silicon free, self-extinguishing class V0 according to UL94; the colours white PC10200WH and yellow PC10400YE are EN 45545-2 approved.

Operating temperature range: -40°C to +130°C



Family	Cable ext.Ø range mm	Cable c.s.a range mm²	Size mm	Type		Tags per sheet	Template	Quantity	SW code
				white PC10200WH	yellow PC10400YE				
MG-TDMO-01	2 ÷ 2,9	0,5 ÷ 1,5	4 x 12	40390	40340	40	991010	880	125
	2 ÷ 2,9	0,5 ÷ 1,5	4 x 16	40391	40341	40		880	128
MG-TDMO-02	2,9 ÷ 3,5	1,5 ÷ 2,5	4 x 12	40490	40440	40		640	126
	2,9 ÷ 3,5	1,5 ÷ 2,5	4 x 16	40491	40441	40		640	129
MG-TDMO-03	4 ÷ 4,6	4 ÷ 6	4 x 12	40590	40540	40		560	127
	4 ÷ 4,6	4 ÷ 6	4 x 16	40591	40541	40		560	130


RETROFIT? INDISPENSABLE!!

Support TDMOS

Each TDMOS support allows any size of MG-TDMO tag to be used to mark cables with larger o.d 6 –14 mm typically 16, 35 and 70 mm².

Use directly on cables according to outside diameter.

Material: Polyamide PA6.6, self-extinguishing class V2: according to UL94.




Family	Ø Size mm	Cable c.s.a range mm²	Type	Length mm	Quantity
TDMOS-16	6-8	16	42850	25	150
TDMOS-35	8-10	35	42852	25	100
TDMOS-70	10-14	70	42854	25	50



Directly on cables according to the diameter ranges shown in the table.
No transparent holders required.

PURCHASE SEPARATELY

template with PEI support	page 12
ribbons	page 13
support for cable tag	page 17



MG-ETF

Cable & conduit tags tie-on

precut, one piece markers

MG-ETF tags are used with cable ties for marking large diameter cables, hoses, tubes and conduit.

Consult us for availability of other colours.

Note: UV resistance may vary between colours.

Cable tie max width 4,8 mm.



MG-ETF-SBS

Material: SBS Styrene-Butadiene-Styrene, Halogen free, self extinguishing class HB: according to UL94

Operating temperature range: -30°C to +70°C

SBS
EST
HF
SF
-30°C
+70°C
RoHS COMPLIANT 2011/65/EU

Size mm	min. Ø cable mm	Type											Print area mm	Tags per sheet	Quantity	SW code
		white	yellow	metallic grey	red	blue	green	orange	dark brown	rose	violet	black				
13 x 57	6	64192-SBS	64142-SBS	64182-SBS	64122-SBS	64162-SBS	64152-SBS	64132-SBS	64172-SBS	64312-SBS	64112-SBS	64102-SBS	11 x 35	14	700	581
15 x 95	7	64293-SBS	64243-SBS	64283-SBS	64223-SBS	64263-SBS	64253-SBS	64233-SBS				64203-SBS	13 x 73	5	250	584
20 x 26	12	64291-SBS	64241-SBS	64281-SBS	64221-SBS	64261-SBS	64251-SBS					64201-SBS	8 x 22	15	750	583
20 x 27	21	64191-SBS	64141-SBS	64181-SBS	64121-SBS	64161-SBS	64151-SBS					64101-SBS	15 x 18	15	750	582
28 x 57	10	64197-SBS	64147-SBS	64187-SBS	64127-SBS	64167-SBS	64157-SBS			64317-SBS		64107-SBS	26 x 35	6	300	590



13x57
15x95
20x26
20x27
28x57

MG-ETF



MG-ETF-HF

Material: Polycarbonate, Halogen Free, self extinguishing class V0: according to UL94; the colours white PC10050WH and yellow PC10050YE are EN 45545-2 approved, for railway applications.

Operating temperature range: -40°C to +130°C

PC
HF
SF
40°C
130°C
EN 45545-2
RoHS COMPLIANT 2011/65/EU

Size mm	min. Ø cable mm	Type										Print area mm	Tags per sheet	Quantity	SW code
		white PC10050WH	yellow PC10050YE	metallic grey	red	blue	green	orange	light brown	dark brown	black				
13 x 57	6	54192-HF	54142-HF	54182-HF	54122-HF	54162-HF	54152-HF	54132-HF	54172-HF	54172-1-HF	54102-HF	11 x 35	14	700	581
15 x 95	7	54293-HF	54243-HF									13 x 73	5	250	584
20 x 26	12	54291-HF	54241-HF									8 x 22	15	750	583
20 x 27	21	54191N-HF	54141N-HF									15 x 18	15	750	582
28 x 57	10	54197-HF	54147-HF		54127-HF	54167-HF		54137-HF				26 x 35	6	300	590



Directly on cables using appropriate cable ties.
Use the 991611 ribbon to print FLAT Polycarbonate items.

template with PET support page 12
 ribbons page 13
 cable tie max width 4,8 mm page 133



MG-KMP

Wraparound cable markers

self adhesive, pre-cut

MG-KMP wraparound cable markers are suitable for identifying large diameter cables, tubes and conduit.

MARKINGENIUS® printing is exceptionally clear and legible and is protected from chemical and atmospheric agents.



Material: Polyolefin PO99006TR, Silicon free, Halogen free, certified UL969.

Operating temperature range: -70°C to +140°C

Application temperature range: +10°C to +40°C

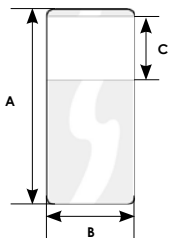


Family	Overall length A mm	Wrapping diameter mm	Print area CxB mm	Type			Markers per sheet	Quantity	SW code
				white P099006TR	yellow P099006TR	green			
MG-KMP019	19	2 ÷ 3	9 x 13	49962-013	49462-013		30	1.500	392
MG-KMP025	25	2,6 ÷ 4,1	9 x 15	49956-015	49456-015		24	1.200	393
			9 x 23	49956-023	49456-023		16	800	394
MG-KMP038	38	4,3 ÷ 7	10 x 15	49950-015	49450-015		18	900	381
			10 x 23	49950-023	49450-023		12	600	382
MG-KMP050	50	6 ÷ 10	15 x 12	49951-012			14	700	383
			15 x 15	49951-015	49451-015		12	600	384
			15 x 23	49951-023	49451-023		8	400	385
MG-KMP062	62	6,5 ÷ 12	18 x 12	49958-012	49458-012		14	700	395
MG-KMP068	68	7 ÷ 13	22 x 40	49959-040	49459-040		4	200	396
MG-KMP075	75	8 ÷ 14	25 x 15	49952-015	49452-015		6	300	386
			25 x 23	49952-023	49452-023		4	200	387
MG-KMP080	80	10 ÷ 17	25 x 47	49964-047	49464-047		2	100	397
MG-KMP082	82	10,5 ÷ 18	25 x 50	49954-050			2	100	388
MG-KMP092	92	11 ÷ 19	20 x 80	49965-080	49465-080		1	50	398
MG-KMP100	100	12 ÷ 20	25 x 15	49953-015	49453-015		6	300	389
			25 x 23	49953-023	49453-023		4	200	390
MG-KMP135	135	20 ÷ 25	50 x 50	49955-050	49455-050	49555-050	2	100	391



Wraparound, self adhesive cable markers provide a fast, economical and efficient way of identifying large diameter conductors.

MARKINGENIUS® and MG-KMP produce indelible printed marking, protected from water, alcohol, grease, solvents, etc.



Directly on cables, etc in accordance with wrapping diameter limitations shown for each size.

template with PET support page 12
 ribbons page 13
 holders KMC page 132



MG-CPM

Terminal block markers

MG-CPM terminal block markers are available in versions to suit the particular clip formats of the most widely used products.

Depending on type, markers are presented as joined strips at a set or flexible pitch or as separate markers for convenient individual insertion on mixed pitch terminal block assemblies.

MG-CPM markers provide an elevated mechanical robustness, high dimensional stability and are Halogen Free.

Printing a complete sheet of MG-CPM markers on MARKINGENIUS® thermal transfer printers takes around 10 seconds, while to optimise application time, additional data - job details, location, etc - may be printed on the stems.

Part-used sheets are easily accommodated to avoid wastage. MG-CPM terminal block markers are available in versions to suit the particular clip formats of the most widely used products.



THERMAL TRANSFER FOR SHEET MEDIA

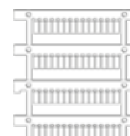


PURCHASE SEPARATELY

Directly on terminal blocks using the rear mounted clips.

SUPPLIED

templates and PET supports page 10
 ribbons page 13
 cross reference chart page 180



MG-CPM

Material: Polycarbonate, self extinguishing class V0; according to UL94; the colours white PC10200WH, PC10300WH and yellow PC10400YE are EN 45545-2 approved.

Operating temperature range: -40°C to +130°C




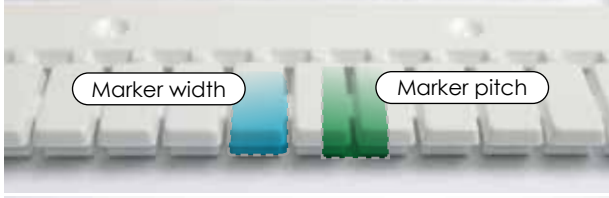
Family	Terminal blocks	Profile	Size mm	Pitch mm	Strip form	Type		Markers per sheet	Quantity	Template	SW code
						white PC10200WH PC10300WH	yellow PC10400YE				
MG-CPM-01	Weidmüller, IMO, Entrelec, Wago, Allen Bradley, Conta Clip, Klemsan, Morsettitalia, Woertz, Connectwell, Rockwell		3 x 10	3,5	S	41092		80	2.000	991011	15
			5 x 7	5,1	S	41094	41044	56	1.960	991008	13
			5 x 10	5,1	S	41090N	41040N	56	1.960	991011	14
		M			41098	41048	56	1.960	991011	14	
			5 x 12	5,1	M	41099		56	1.680	991011	19
			5 x 15	5,1	S	41091N	41041N	48	1.680	991011	16
			6 x 10	6	M	41095	41045	48	1.680	991011	17
					M	41096	41046	32	1.120	991011	18
MG-CPM-02	Weidmüller WDK & WDU, Allen Bradley, Conta Clip, Klemsan, Entrelec, Wago, Woertz		5 x 10	5,1	S	41190N	41140N	48	1.680	991011	22
MG-CPM-03	Wago, Entrelec, Cabur, Phoenix Contact, Connectwell		5 x 10	5	S	41291		56	1.960	991011	25
			5 x 10	5	M	41293		56	1.960	991011	25
MG-CPM-04	Phoenix Contact UK, UT & ST (frontal mounting), Connectwell, Siemens 8WH (clamp, frontal mounting), Cabur, Entrelec, Wago, Omron, Finder		3 x 10	3,5	S	41392		80	2.000	991011	43
			5 x 10	5,2	S	41390N	41340N	48	1.680	991011	42
			5 x 10	5,2	M	41395		48	1.680	991011	31
			6 x 10	6	M	41391		48	1.344	991011	45
			8 x 10	8	M	41396	41346	32	1.120	991011	48
MG-CPM-05	Wieland, Telemecanique, Omron, Legrand clamp, Merlin Gerin MCB ST		5 x 8	5	M	41495		56	1.960	991004	52
			5 x 10	5	S	41490		56	1.960	991004	51
			5 x 10	5	M	41494		56	1.960	991004	51
MG-CPM-06	Siemens 8WA clamp		5 x 10	6	S	41591		44	1.540	991005	61
MG-CPM-07	Phoenix Contact ST, STU, STS, STI, STN, STTB, Omron, Siemens 8WH clamp, Schlegel		3 x 10	3,5	S	41692		80	2.000	991011	73
			5 x 10	5,2	S	41691		48	1.680	991011	71
MG-CPM-09	Legrand Viking 3		5 x 10	5 ÷ 6	MF	41890		56	1.960	991013	92
MG-CPM-10	Cabur, Connectwell		5 x 10	5,5	S	46194		48	1.680	991006N	100
			5 x 12	5,5	S	46192		48	1.680	991006N	101
MG-CPM-11	Allen Bradley, Weidmüller WDU, Conta Clip RK, IMO, Finder, Omron, Klemsan		6 x 12	6,1	S	46392	46342	48	1.344	991011	106
MG-CPM-12	Wago Top Job, Entrelec, Cabur, Weidmüller, Connectwell, Morsettitalia, Beckoff I/O, Klemsan		4,2 x 6	5 ÷ 6	MF	46391		56	1.960	991004	111
			4,2 x 9	5 ÷ 6	MF	46390		56	1.960	991004	112
MG-CPM-13	Entrelec SNK ZS		5 x 12	5,2	M	41790	41740	56	1.960	991016	113
			6 x 12	6	M	41791	41741	48	1.680	991016	114
MG-CPM-15	Allen Bradley, Weidmüller, Wago Top Job, Klemsan, Conta-clip		5 x 5	5,1	M	42908		48	1.680	991554	402
			6 x 5	6,1	M	42909		40	1.400	991556	403

MG-CPM


Terminal block marker cross reference chart

See page 180

PRINTABLE SHEET FORMAT



TERMINAL BLOCKS



MODULAR STRIP M

A strip of joined markers is removed from the stem. Without separation, markers are clipped into terminals by light finger pressure. The terminal block is marked quickly and conveniently.



MODULAR FLEXIBLE PITCH STRIP MF

A strip of joined markers is removed from the stem. Manually extend the strip length by pulling it until the desired pitch is reached. Clip the strip directly into the terminal blocks by light finger pressure.



SINGLE S

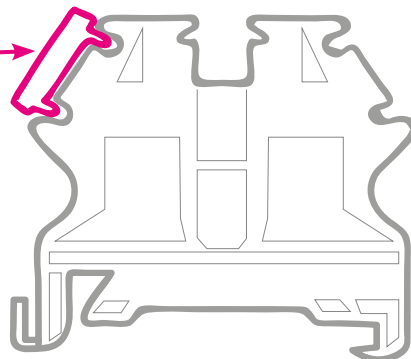
Without removal from the stem, markers are clipped into terminals by light finger pressure. Bend the stem upwards to detach it from the markers. Carefully remove the stem, leaving the markers in situ.



ENTRELEC		Markers with											
		MSCOM 02 0100A 500	MSCOM 02 0100A 505	MSCOM 02 0100A 510	MSCOM 02 0100A 515	MSCOM 02 0100A 520	MSCOM 02 0100A 525	MSCOM 02 0100A 530	MSCOM 02 0100A 535	MSCOM 02 0100A 540	MSCOM 02 0100A 545	MSCOM 02 0100A 550	MSCOM 02 0100A 555
BAM 3													
BADL													
CS-01													
D 2.5/5.0													
D 2.5/5.1													
D 2.5/6.0	P	C	C	C	C	C	C	C	C	C	C	M	
D 6/8	C	C	C	C	C	C	C	C	C	C	C	M	
D 2.5-5.2L	P	S	S	S	S	S	S	S	S	S	S	M	
D 2.5-5P-4L	P	S	S	S	S	S	S	S	S	S	S	M	
D 2.5/6.0A (RC8)	P	S	S	S	S	S	S	S	S	S	S	M	
D46 INTF													M
D46 2L													M
D4-6P-2L													M
D6-8-2L	C	CP	CP	CP	CP	CP	CP	CP	CP	CP	CP	M	
D6-8P-2L	C	CP	CP	CP	CP	CP	CP	CP	CP	CP	CP	M	
DR5													M

C SINGLE CLIPS COMPATIBLE
 Marker width < Clip width
 Marker pitch ≠ Clip pitch

SINGLE CLIPS COMPATIBLE



MG-CPMF

Terminal block marker strips

SerieFLAT, precut

Thin flexible printable strips to fit in the marker locations, for immediate labelling of multiple flush mounts.

MG-CPMFA is self adhesive with thickness 0,7 mm.



Material: Rigid PVC, self extinguishing class V0: according to UL94; the colours white PVC10050WH and yellow PVC10050YE are UL approved.

Operating temperature range: -30°C to +60°C

PVC
0.3mm
SF
-30°C
+60°C
RoHS COMPLIANT 2011/65/EU

Family	Terminal blocks	Size mm	Type		Strips per sheet	Quantity	SW code
			white	yellow			
MG-CPMF	Entrelec D	5,2 x 105	43094	43044	20	1.000	551
	Phoenix Contact ST	6,3 x 105	43096	43046	15	750	553

PVC
0.5mm
SF
-30°C
+60°C
RoHS COMPLIANT 2011/65/EU

Family	Self adhesive	Terminal blocks	Size mm	Type		Strips per sheet	Quantity	SW code
				white PVC10050WH	yellow PVC10050YE			
MG-CPMF		Phoenix Contact ST	6,3 x 105	43092	43042	15	750	553
		Entrelec M6/9EE, front mounting	7,6 x 105	43091	43041	12	600	552
		Phoenix Contact PIT	9,8 x 105	43097N	43047N	11	550	549
		Entrelec M6/9EE, lateral mounting	10 x 105	43090	43040	10	500	530
		Wago Top Job 2001, 2002, 2004, 2006, 2010, 2016	10,7 x 105	43093	43043	10	500	554
MG-CPMFA	✓	Entrelec M6/9EE, lateral mounting	10 x 105	46990	46940	10	100	530
	✓	Entrelec SNK	12 x 105	43196N	43146N	8	400	932

Material: Polycarbonate, Halogen Free, self extinguishing class V0: according to UL94; the colour white PC10050WH is EN 45545-2 approved.

Operating temperature range: -40°C to +130°C

PC
HF
SF
-40°C
+130°C
EN 45545-2
RoHS COMPLIANT 2011/65/EU

Family	Terminal blocks	Size mm	Type white PC10050WH	Strips per sheet	Quantity	SW code
MG-CPMF-HF	Entrelec M6/9EE, front mounting	7,6 x 105	43091-HF	12	600	552
	Wago Top Job 2001, 2002, 2004, 2006, 2010, 2016	10,7 x 105	43093-HF	10	500	554



Directly on terminal blocks.
Use the 991611 ribbon to print FLAT Polycarbonate items.

template with PET support page 12
ribbons page 13
cross reference chart page 180



MG-VYB

Terminal block marker labels

precut, self adhesive

Thin flexible printable strips to fit in the marker locations, for immediate labelling of multiple flush mounts.



Material: PVC film; the colours white PVC99008WH and yellow PVC99008YE are UL approved.

Operating temperature range: -30°C to +70°C

Application temperature range: +10°C to +40°C



Family	Terminal blocks	Size mm	Type		Strips per sheet	Quantity	SW code
			white PVC99008WH	yellow PVC99008YE			
MG-VYB	Printed circuit terminal blocks and other components	4 x 105	16092N	16042N	10	500	556
		10 x 105	16093	16043	10	500	559
	Weidmüller SAK	5,2 x 105	16091	16041	20	1.000	557
	WAGO 260, 261, 262	7 x 105	16090	16040	14	700	558



Directly on terminal blocks.

template with PET support page 12
 ribbons page 13
 cross reference chart page 180



MG-SPM

Component markers, push in

for the leading brands and types

MG-SPM markers are available in versions to suit the particular clip formats of the most widely used contactors, relays, drives, valves and other panel mounting components.


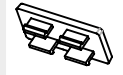

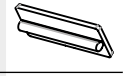



Material: Polycarbonate PC10300WH certified EN 45545-2, Halogen Free, Silicon free, self extinguishing class V0: according to UL94.

Operating temperature range: -40°C to +130°C

PC
HF
SF
-40°C
+130°C



Family	Components	Size mm	Type white PC10300WH	Tags per sheet	Quantity	Template	SW code
MG-SPM-02	 Siemens Sirius, Entrelec AF	7 x 20	43291	12	360	991018	142
MG-SPM-03	 Siemens, Klockner Moeller	9 x 19	32291	12	360	991011	143
MG-SPM-07	 B&R serie X20	3,3 x 12	32690	20	600	991558	145
MG-SPM-09	 Murrelektronik, Balluff	8 x 20	32895	12	360	991004	144
MG-SPM-11	 I/O Beckoff, Wago	7 x 12	32995	24	720	991559	147



PURCHASE SEPARATELY
directly on components with suitable clip in locations.

SUPPLIED
templates and PET supports page 10
ribbons page 13
cross reference chart page 180



MG-PTS

Push button legends

precut

Push out the Ø 22.5, 24 or 31 mm blank to locate and secure the legend behind the manual operator head.

Consult us for availability of other colours.

Note: UV resistance may vary between colours.



Material: Rigid PVC, self extinguishing class V0: according to UL94; the colours white PVC10050WH and yellow PVC10050YE are UL approved.

Operating temperature range: -30°C to +60°C



Family	Self-adhesive	Size mm	Type						Ø hole mm	Tags per sheet	Quantity	SW code
			white PVC10050WH	yellow PVC10050YE	grey	red	blue	black				
MG-PTS		39 x 30	15092	15042	15082GY	15022		15002	22,5	6	300	1002
		40 x 30	15090	15040	15080GY	15020		15000	22,5	6	300	1000
		50 x 30	15091	15041	15081GY	15021		15001	22,5	6	300	1001
		62 x 60	15094	15044	15084GY	15024	15064	15004	31	4	200	1003
MG-PTSA		39 x 30	15192	15142	15182GY	15122		15102	22,5	6	150	1002
	✓	39 x 30	15297						24	6	150	1007
	✓	40 x 30	15190	15140	15180GY	15120		15100	22,5	6	150	1000
	✓	47 x 45*	15298						35	4	200	1008
	✓	50 x 30	15191	15141	15181GY	15121		15101	22,5	6	150	1001
			15199						24	6	150	1006
	✓	60 x 40	15197		15187GY				31	4	100	1005
	✓	62 x 60	15198					15108	22,5	4	100	1004
✓	62 x 60	15194	15144	15184GY	15124	15164	15104	31	4	100	1003	

*for Hubbell-Killark HKB button

Material: Polycarbonate, Halogen Free, self extinguishing class V0: according to UL94

Operating temperature range: -40°C to +130°C




Family	Self-adhesive	Size mm	Type metallic grey	Ø hole mm	Tags per sheet	Quantity	SW code
MG-PTS-HF		39 x 30	15082-HF	22,5	6	300	1002
		40 x 30	15080-HF	22,5	6	300	1000
		50 x 30	15081-HF	22,5	6	300	1001
		62 x 60	15084-HF	31	4	200	1003
MG-PTSA-HF	✓	39 x 30	15182-HF	22,5	6	150	1002
	✓	40 x 30	15180-HF	22,5	6	150	1000
	✓	50 x 30	15181-HF	22,5	6	150	1001
	✓	62 x 60	15184-HF	31	4	100	1003



direct application to suitable surfaces.
Use the 991611 ribbon to print FLAT Polycarbonate items.

template with PET support.....page 12
ribbonspage 13



MG-TAP

Legends 15 mm

precut

MG-TAP legends are particularly versatile for identifying cables, conduit, push buttons, machinery, components, etc.

Consult us for availability of other colours.

Note: UV resistance may vary between colours.



Material: Rigid PVC, self extinguishing class V0; according to UL94; the colours white PVC10050WH and yellow PVC10050YE are UL approved.

Operating temperature range: -30°C to +60°C




Family	Size mm	Type								Legends per sheet	Quantity	SW code	
		white PVC10050WH	yellow PVC10050YE	grey	red	blue	green	Siemens green	black				
MG-TAP	15 x 17	47090N	47040N	47000NGY	47020N	47060N	47050N		47010N	42	1.050	165	
	15 x 27	47091N	47041N	47001NGY	47021N	47061N	47051N	47051NSGN	47011N	28	1.400	166	
	15 x 32	47098								21	1.050	352	
	15 x 43	47198								14	700	353	
	15 x 49	47092N	47042N	47002NGY	47022N	47062N	47052N		47012N	14	700	167	
	15 x 67	47093	47043	47003GY	47023	47063	47053		47013	14	350	188	
	Siemens 3SB3925-0AB												
	17,5 x 27,8	47094		47004GY					47014	24	1.200	175	
	Schneider Electric ZBY, Telemecanique ZBZ-32, Omron												
	8,2 x 27	47096	47046	47006GY	47026				47016	44	2.200	807	
	Schneider Electric ZBY, Telemecanique ZBZ-33, ZBZ-35, Klöchner Moeller (EATON)												
	18 x 27	47097	47047	47007GY	47027				47017	20	1.000	178	
	Allen Bradley												
	6,4 x 27,3	47790		47700GY						56	1.400	715	
	16,3 x 27,3	47791		47701GY						24	1.200	716	
	Siemens 3SU1900-OAS10-OAA0 with rounded corners												
	17,5 x 27	47794N	47744N	47704NGY						12	600	970	
	Entrelec KA1-8120												
15 x 27,7	47795	47745	47705GY						28	1.400	163		



template with PET support.....	page 12
ribbons	page 13
legend holders PMT-AC	page 125

legend holders PMF-ET.....	page 124
push button legend bases PTP.....	page 138
legend bases PL.....	page 139
legend rails RT-TAP.....	page 142



MG-TAP

Legends 15 mm, Halogen free

precut

MG-TAP legends are particularly versatile for identifying cables, conduit, push buttons, machinery, components, etc.

Consult us for availability of other colours.

Note: UV resistance may vary between colours.



Material: Polycarbonate, Halogen Free, self extinguishing class V0: according to UL94; the colour white PC10050WH is EN 45545-2 approved.

Operating temperature range: -40°C to +130°C



Family	Size mm	Type			Legends per sheet	Quantity	SW code	
		white PC10050WH	metallic grey	transparent				
MG-TAP-HF	15 x 17		47000N-HF	990508N	42	1.050	165	
	15 x 27	47091N-HF	47001N-HF	990510N	28	1.400	166	
	15 x 49		47002N-HF	990513N	14	700	167	
	15 x 67	47093-HF	47003-HF	990514	14	350	188	
	Entrelec KAI-8120							
	15 x 27,7		47705-HF			28	1.400	163
	Siemens 3SB3925-0AB							
	17,5 x 27,8		47004-HF	990499		24	1.200	175
	Schneider Electric ZBY, Telemecanique ZBZ-32, Omron							
	8,2 x 27		47006-HF			44	2.200	807
	Schneider Electric ZBY, Telemecanique ZBZ-3, ZBZ-35, ZBY6102, Klöchner Moeller (EATON)							
	18 x 27		47007-HF			20	1.000	178
	Allen Bradley							
	6,4 x 27,3		47700-HF			56	1.400	715
	16,3 x 27,3		47701-HF			24	1.200	716
Siemens 3SU1900-0AS10-0AA0 with rounded corners								
17,5 x 27	47794N-HF	47704N-HF			12	600	970	



template with PET support..... page 12
 ribbons page 13
 legend holders PMT-AC page 125

legend holders PMF-ET..... page 124
 push button legend bases PTP..... page 138
 legend bases PL..... page 139
 legend rails RT-TAP..... page 142



MG-TAPW

Legends 9 mm

precut

MG-TAPW legends are used, with legend holders or legend rails, to identify a wide range of cables and components.

Consult us for availability of other colours.

Note: UV resistance may vary between colours.



Material: Rigid PVC, self extinguishing class V0: according to UL94; the colours white PVC10050WH and yellow PVC10050YE are UL approved.

Operating temperature range: -30°C to +60°C



Family	Component	Size mm	Type				Tags per sheet	Quantity	SW code
			white PVC10050WH	yellow PVC10050YE	blue	green			
MG-TAPW		9 x 12	49092N	49042N			88	2.200	360
		9 x 15	49093N	49043N		49053N	77	1.925	361
		9 x 20	49090N	49040N			55	2.750	362
	Entrelec PEAD, Wago 249-119	9 x 29	49096	49046	49066		30	1.500	363
		9 x 35	49091N	49041N			33	1.650	364
		9 x 50	49094	49044			20	1.000	376
		9 x 70	49095N	49045N		49055N	11	550	378



Material: Polycarbonate, Halogen Free, self extinguishing class V0 according to UL94; the colour white PC10050WH is EN 45545-2 approved.

Operating temperature range: -40°C to +130°C




Family	Size mm	Type white PC10050WH	Tags per sheet	Quantity	SW code
MG-TAPW-HF	9 x 35	49091N-HF	33	1.650	364
	9 x 50	49094-HF	20	1.000	376



Use the 991611 ribbon to print FLAT Polycarbonate items

template with PET support page 12
ribbons page 13

legend holders PMF-ET page 124
legend holders PMT-AC page 125
legend rails RT-TAPW page 143



MG-TAR

Legends

precut

MG-TAR legends are often designed to fit particular components with a suitable clip in or stick on location.

Consult us for availability of other colours.

Note: UV resistance may vary between colours.



Material: Rigid PVC, self extinguishing class V0: according to UL94; the colours white PVC10050WH and yellow PVC10050YE are UL approved.

Operating temperature range: -30°C to +60°C

PVC
0.3mm
SF
-30°C
+60°C
RoHS COMPLIANT 2011/65/EU

Family	Component	Size mm	Type white	Tags per sheet	Quantity	SW code
MG-TAR	Jung	8 x 55	45089	24	1.200	719

PVC
0.5mm
SF
-30°C
+60°C
RoHS COMPLIANT 2011/65/EU

Family	Component	Size mm	Type				Tags per sheet	Quantity	SW code	
			white PVC10050WH	yellow PVC10050YE	grey	red				blue
MG-TAR		4,6 x 17,5	45398					25	875	797
		6 x 60	45090					16	800	189
	Weidmüller SCHAT7 & M8/30	6,3 x 30	45396					45	2.250	800
	Phoenix Contact KLM-A	6,3 x 44	45394	45344	45384GY	45324	45364	30	750	798
	Weidmüller SCHAT5S, Beckhoff I/O	7,5 x 40	45098	45048				24	1.200	801
	Entrelec SNK LH	8,5 x 30	45490					33	1.650	720
	Wago 249-119	10 x 28,5	45395					27	1.350	350
	Reyrolle ER231	10,4 x 21	45297					50	1.250	351
	CZ Explosion proof 4031/4	12 x 57,5	45392					16	800	708
		14 x 45,5	45390					14	700	718
		14 x 84	45192	45142				6	300	805
	Entrelec PEB	17 x 35	45194	45144				18	900	711
	Weidmüller SCHAT5	17 x 40	45094N	45044N			45064N	18	900	713
		17 x 44	45195	45145				12	600	717
		17 x 140	45491					6	300	839
	CZ Explosion proof 4031/4	17,5 x 36	45391					18	900	709
		26 x 46	45397					8	400	750
	40 x 140	45492					2	100	877	



Directly to suitable clip in or stick on locations

template with PET support page 12
 ribbons page 13



MG-DOG

Dog tags

- precut, predrilled with one hole

Dog tags are often loosely attached to equipment where a label cannot be fixed, eg on valves, tappings, couplers or in oil/solvent rich atmospheres.

Consult us for availability of other colours.



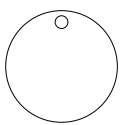
Note: UV resistance may vary between colours.



Material: Rigid PVC, self extinguishing class V0 (UL 94); the colours white PVC10050WH and yellow PVC10050YE are UL approved.

Operating temperature range: -30°C to +60°C



Family	Size mm	Type				Ø hole mm	Cable tie max. mm	Tags per sheet	Quantity	SW code	
		white PVC10050WH	yellow PVC10050YE	red	green						
MG-DOG	 20 x 20	48203				5	4,8	25	1.250	867	
	 25 x 50	48204	48244			5	4,8	8	400	868	
		Ø 20	48392	48342	48322	48352	6,5	4,8	12	300	875
			48391	48341			5	4,8	12	300	874
		Ø 35	48300	48340	48320	48380	4	3,6	6	300	870

MG-DOG





Material: Polycarbonate, Halogen Free, self extinguishing class V0: according to UL94; the colours white PC10050WH and yellow PC10050YE are EN 45545-2 approved.

Operating temperature range: -40°C to +130°C

Application temperature range: +10°C to +40°C



PC
HF
SF
-40°C
+130°C
EN 45545-2
RoHS COMPLIANT 2011/65/EU

Family	Size mm	Type			Ø hole mm	Cable tie max. mm	Tags per sheet	Quantity	SW code
		white PC10050WH	yellow PC10050YE	green					
MG-DOG-HF	 25 x 50	48204-HF			5	4,8	8	400	868
		48397-HF			6,5	4,8	2	100	204
	 Ø 20	48392-HF		48352-HF	6,5	4,8	12	300	875
		Ø 35	48300-HF	48340-HF		4	3,6	6	300

Material: SBS Styrene-Butadiene-Styrene, Halogen free, self extinguishing class HB: according to UL94

Operating temperature range: -30°C to +70°C

SBS
HF
SF
-30°C
+70°C
RoHS COMPLIANT 2011/65/EU

Family	Size mm	Type white	Ø hole mm	Cable tie max. mm	Tags per sheet	Quantity	SW code
MG-DOG-SBS	 19 x 38	40205-SBS	8	8	8	400	869
	 21 x 39	40206-SBS	12,7	8	8	400	873



Appropriate attachment.
Use the 991611 ribbon to print FLAT Polycarbonate items

template with PET support page 12
ribbons page 13
cable ties page 133



MG-TAA

Legends self adhesive

precut

MG-TAA legends are often available in the same sizes as MG-TAPW and MG-TAP. Self adhesive, they can be applied to panels, components and equipment.

Consult us for availability of other colours.

Note: UV resistance may vary between colours.



Material: Rigid PVC, self extinguishing class V0: according to UL94; the colours white PVC10050WH and yellow PVC10050YE are UL approved.

Operating temperature range: -30°C to +60°C



Family	Size mm	Type								Legends per sheet	Quantity	SW code
		white PVC10050WH	yellow PVC10050YE	grey	red	blue	green	Siemens green	black			
MG-TAA	5 x 10	49599	49549							84	2.100	959
	7 x 20 ⁽¹⁾	49196	49146	49106GY	49126	49166	49156	49156SGN	49116	60	1.500	179
	7 x 44	49597	49547		49527	49567				28	700	795
	8 x 12	49296	49246	49206GY	49226	49266	49256		49216	96	2.400	723
	8 x 17 ⁽²⁾	49493	49443							72	1.800	724
	8,5 x 30 ⁽³⁾	49498	49448							33	825	720
	9 x 12	49290N	49240N	49400NGY	49220N	49260N	49250N		49210N	88	2.200	960
	9 x 15	49397N	49347N	49307NGY	49327N	49367N	49357N		49317N	77	1.925	961
	9 x 20 ⁽¹⁾	49190N	49140N	49100NGY	49120N	49160N	49150N		49110N	55	1.375	962
	9 x 35	49191N	49141N	49101NGY	49121N	49161N	49151N		49111N	33	825	964
	9 x 50	49197	49147	49107GY	49127	49167	49157		49117	20	500	976
	9 x 70	49691	49641							11	275	378
	10 x 105	49199	49149							10	250	530
	12 x 26	49399N		49309NGY					49319N	28	700	862
	15 x 15	49495	49445							49	1.225	183
	15 x 17	49192N	49142N	49102NGY	49122N	49162N	49152N		49112N	42	1050	965
	15 x 27	49193N	49143N	49103NGY	49123N	49163N	49153N		49113N	28	700	966
	15 x 44	49298	49248	49208GY	49228	49268	49258		49218	12	300	854
	15 x 49	49194N	49144N	49304NGY	49124N	49164N	49154N		49104N	14	350	967
	15 x 67	49195	49145	49405GY	49125	49165	49155		49115	14	350	977
17 x 32	49291	49241							18	450	710	
17 x 35 ⁽⁴⁾	49198	49148	49408GY	49128	49168	49158		49118	18	450	711	
17 x 44	49393	49343	49303GY	49323	49363	49353		49313	12	300	717	
17,5 x 27,8			49404GY						24	600	175	
20 x 40	49292	49242	49202GY	49222	49262	49252		49212	10	250	803	

MG-TAA



Family	Size mm	Type								Legends per sheet	Quantity	SW code	
		white PVC10050WH	yellow PVC10050YE	grey	red	blue	green	Siemens green	black				
MG-TAA	20 x 48	49293	49243	49203GY	49223	49263	49253		49213	10	250	850	
	20 x 72	49294	49244	49504GY	49224	49264	49254		49204	5	125	851	
	20 x 96	49295	49245	49205GY	49225	49265	49255		49215	5	125	852	
	21 x 21	49398N	49348N	49308NGY					49318N	25	625	956	
	25 x 32	49595								12	300	847	
	25 x 35	49596								12	300	848	
	26 x 26	49390N		49300NGY		49360N			49310N	9	225	953	
	Schneider Télémecanique ZBZ-33, ZBZ-35												
	18 x 27	49396	49346	49306GY		49366			49316	20	500	178	
	Siemens 3SU1900-OAH10-OAA, Siemens 3SU1900-OAP10-OAA0 with rounded corners												
	17,5 x 27	49598N	49548N	49508NGY					49158N	12	300	970	
	Siemens 3SB3923-OAV, Siemens 3SB3943-OAX with rounded corners												
	12,5 x 27	49399		49309GY					49319	15	375	865	
	22 x 22	49398	49348	49308GY					49318	12	300	866	
	27 x 27	49390		49300GY		49360			49310	9	225	863	

(1) Application: Siemens Sirius
 (2) Application: Schneider Electric
 (3) Application: ABB SNK LH
 (4) Application: ABB SNK LH-R1

Material: Polycarbonate, Halogen Free, self extinguishing class V0: according to UL94; the colour white PC10050WH is EN45545-2 approved.

Operating temperature range: -40°C to +130°C



Family	Size mm	Type white PC10050WH	Legends per sheet	Quantity	SW code
MG-TAA-HF	9 x 20	49190N-HF	55	1.375	962
	9 x 50	49197-HF	20	500	976
	15 x 27	49193N-HF	28	700	966
	20 x 48	49293-HF	10	250	850



Directly on suitable surfaces.
 Use the 991611 ribbon to print FLAT Polycarbonate items

template MG2-PLT with PET support MG2-TLT page 10
 ribbons page 13



MG-VYT

Labels

self adhesive, pre-cut

Dielectric PVC film labels used for internal and external marking.

Consult us for availability of other colours.

Note: UV resistance may vary between colours.



Material: PVC film; the colours white PVC99008WH, yellow PVC99008YE and metallic grey PVC99008GY are UL approved.

Operating temperature range: -30°C to +70°C

Application temperature range: +10°C to +40°C



Family	Size mm	Type											Labels per sheet	Quantity	SW code
		white PVC99008WH	yellow PVC99008YE	metallic grey PVC99008GY	red	orange	blue	green	light green	violet	black	transparent			
MG-VYT	5 x 12 ⁽¹⁾	46927	46427	46827									120	6.000	199
	5 x 25	46956											60	3.000	601
	5 x 52	46958	46458										20	1.000	602
	6 x 15	46915	46415	46815	46215		46615	46515	46515LG	46715	46115		105	5.250	181
	7 x 10	44891	44841	46891									120	6.000	191
	7 x 15	46928	46428	46828									60	3.000	182
	7 x 20 ⁽²⁾	46935	46435										60	3.000	190
	8 x 12	46918	46418	46818									96	4.800	192
	8 x 17 ⁽³⁾	46923	46423	46823									72	3.600	194
	8 x 21	46924	46424	46824									60	3.000	196
	9 x 12	46914	46414	46814									80	4.000	160
	9 x 15	44895	44845	46895									70	3.500	161
	9 x 20 ⁽²⁾	44896N	44846N	46896N	46296N		46696N	46596N	46596NLG	46796N	46196N		55	2.750	162
	9 x 35	46910N	46410N	46810N									33	1.650	164
	15 x 15	46934	46434	46834									49	2.450	183
	15 x 17	46932N	46432N	46832N									42	2.100	185
	15 x 27	46921N	46421N	46821N								46021N	28	1.400	186
	15 x 49	46933N	46433N	46833N									14	700	187
20 x 35		46444										15	750	607	

MG-VYT



THERMAL TRANSFER FOR SHEET MEDIA



Family	Size mm	Type											Labels per sheet	Quantity	SW code	
		white PVC99008WH	yellow PVC99008YE	metallic grey PVC99008GY	red	orange	blue	green	light green	violet	black	transparent				
MG-VYT	20 x 62	46954	46454										10	500	615	
	25 x 25	46931	46431	46831									16	800	611	
	25 x 50	46925	46425	46825									8	400	612	
	25 x 80	46926	46426	46826									4	200	613	
	25 x 100	46938	46438										4	200	614	
	32 x 58	46939	46439	46839	46239		46639	46539	46539LG	46739	46139		3	150	621	
	42 x 78	46922	46422	46822									2	100	622	
	50 x 50	46929	46429	46829									46029	4	200	623
	52 x 107	46911	46411	46811	46211	46311	46611	46511	46511LG	46711	46111	46011	2	100	624	
	62 x 88	46941	46441	46841									1	50	625	
	105 x 110	46913	46413	46813	46213								1	50	627	
	110 x 140	46942	46442	46842									1	50	273	

(1) Component: Allen Bradley
 (2) Component: Siemens
 (3) Component: Telemecanique



Directly on suitable surfaces

template with PET support page 12
 ribbons page 13




MG-PYT

Labels

self adhesive, pre-cut

Polyester film self adhesive labels, suitable for marking components, with better resistance to high temperatures, temperature variations and shrinkage than PVC versions.

Note: Metallic grey has limited resistance to UV.



Material: Polyester film; the colours white PET99005WH and metallic grey PET99005GY are UL approved

Operating temperature range: -40°C to +130°C

Application temperature range: +10°C to +40°C



Component	Size mm	Type		Labels per sheet	Quantity	SW code
		white PET99005WH	metallic grey PET99005GY			
	6 x 15	47916	47816	105	5.250	181
	7 x 10	47191	47181	120	6.000	191
Siemens	7 x 20	47920	47820	60	3.000	190
	9 x 15	47195	47185	70	3.500	161
Siemens	9 x 20	47196N	47186N	55	2.750	162
	25 x 50	47918	47818	8	400	612
	32 x 58	47922	47822	3	150	621
	42 x 78	47927	47827	2	100	622
	52 x 107	47914	47814	2	100	624
	62 x 88	47921	47821	1	50	625
	75 x 120	47915	47815	1	50	626
	105 x 110	47913	47813	1	50	627



Directly on suitable surfaces

template with PET support page 12
ribbons page 13



MG-VCT

Labels

self adhesive, precut

Dielectric labels with permanent adhesive backing and increased resistance to ageing.

Their flexibility and strength make them particularly suitable for marking curved surfaces.



Material: Cotton fabric coated with Acrylic

Operating temperature range: -40°C to +150°C

Application temperature range: +10°C to +40°C



Size mm	Type		Labels per sheet	Quantity	SW code
	white	yellow			
6 x 15	48090	48040	105	5.250	181
7 x 10	48091	48041	120	6.000	191
9 x 12		48014	80	4.000	160
9 x 15	48095	48045	70	3.500	161
9 x 20	48096N	48046N	55	2.750	162
11 x 38	48097	48047	27	1.350	184



Directly on suitable surfaces.

template with PET support page 12
 ribbons page 13



MG-PLC

PLC legends

precut

Legends replace the strips supplied with the devices and automatically print at the correct spacing.

Consult us for availability of other colours.

Note: UV resistance may vary between colours.



Material: Polycarbonate, Halogen Free, self extinguishing class V0: according to UL94.

Operating temperature range: -40°C to +130°C



Family	Component	Size mm	Type				Legends per sheet	Quantity	SW code
			white	yellow	Siemens green	grey			
MG-PLC-HF	I/O Siemens SIMATIC ET 200S	12,7 x 50	71092-HF	71042-HF	71052-HF	71002-HF	14	140	885
	PLC Siemens SIMATIC ET 200SP	12,7 x 31	71098-HF	71048-HF	71058-HF	71008-HF	21	210	900
	PLC Siemens SIMATIC S7-1500 KOMPAKT	12,7 x 109	71099-HF	71049-HF	71059-HF	71009-HF	8	80	897
	PLC Siemens SIMATIC S7-300	17,5 x 103,5	71090-HF	71040-HF	71050-HF	71000-HF	6	60	882
		22 x 38	71097-HF	71047-HF			10	100	904
		22,75 x 103,5	71091-HF	71041-HF	71051-HF	71001-HF	4	40	883
	PLC Siemens SIMATIC S7-1500	22,75 x 109	71096-HF	71046-HF	71056-HF		4	40	896
	PLC Siemens SIMATIC S7 Profisafe 6ES7	25,6 x 50	71094-HF	71044-HF	71054-HF		8	80	895
	PLC Siemens SIMATIC	52 x 80			71053-HF		2	20	899



MG-PLC

THERMAL TRANSFER FOR SHEET MEDIA



Material: SBS Styrene-Butadiene-Styrene, Halogen free, self extinguishing class HB: according to UL94
Operating temperature range: -30°C to +70°C

SBS
0.5mm
HF
SF
-30°C
+70°C



Family	Component	Size mm	Type white	Legends per sheet	Quantity	SW code
MG-PLC-SBS	PLC Siemens SIMATIC ET 200SP	10 x 15	71190-SBS	9	90	1201



Direct application to PLCs.
 Use the 991611 ribbon to print FLAT Polycarbonate items

template with PET support page 12
 ribbons page 13



MG-SAT

Security labels

ultra destructible and anti tamper film, precut

MG-SAT-V "Void" anti tamper film: when removed, leaves the word "Void" on the surface, as evidence of its removal.

MG-SAT-C "Checker-board" anti tamper film: when removed, leaves behind a checker-board imprint on the surface, as evidence of its removal.

MG-SAT-D Ultra destructible film: when removed, allowing two hours after application, this film will break up into very small fragments to prevent replacement.



MG-SAT-V

Material: matt Polyester film

Operating temperature range: -40°C to +140°C

PET SF 40°C 140°C



Family	VOID	Size mm	Type white	Tags per sheet	Quantity	SW code
MG-SAT-V		20 x 62	29004	10	500	615
		24 x 38	29001	6	300	270
		37 x 74	29002	2	100	271
		52 x 105	29003	2	100	272

MG-SAT-C

Material: matt Polyester film

Operating temperature range: -40°C to +140°C

PET SF 40°C 140°C



Family	CHECKER BOARD	Size mm	Type metallic grey	Tags per sheet	Quantity	SW code
MG-SAT-C		9 x 15	29806	70	3.500	161
		15 x 49	29807	14	700	187
		24 x 38	29801	6	300	270
		37 x 74	29802	2	100	271
		52 x 105	29803	2	100	272
		110 x 140	29804	1	50	273

MG-SAT-D

Material: film PE-HD

Operating temperature range: -30°C to +80°C

PEHD SF 30°C 80°C



Family	ULTRADESTRUCTIBLE	Size mm	Type white	Tags per sheet	Quantity	SW code
MG-SAT-D		9 x 15	29906	70	3.500	161
		15 x 49	29907	14	700	187
		24 x 38	29901	6	300	270
		37 x 74	29902	2	100	271
		52 x 105	29903	2	100	272



Directly on suitable surfaces.

template with PET support..... page 12
ribbons page 13



MG-17.5

Modular legends

precut

The MG-17.5-R series comprises legends designed for use with modular components.

Consult us for availability of other colours.

Note: UV resistance may vary between colours.



Material: Rigid PVC, self extinguishing class V0: according to UL94; the colours white PVC10050WH and yellow PVC10050YE are UL approved.

Operating temperature range: -30°C to +60°C

Application temperature range: +10°C to +40°C



Family	Component	N° of modules	Size mm	Type						Tags per sheet	Quantity	SW code
				white PVC10050WH	yellow PVC10050YE	grey	red	blue	black			
MG-17.5-R	Gewiss	6	10 x 105	990948						10	500	530
	Bticino	6	12 x 105	990788N						8	400	332
	Merlin Gerin	1	15 x 17,5	990768N	990769N	990785NGY	990863N		990862N	42	1.050	321
		2	15 x 35	990766N	990767N	990784NGY	990865N		990864N	21	1.050	322
		3	15 x 52,5	990764N	990765N	990783NGY	990908N		990907N	14	700	323
		4	15 x 70	990762	990763	990782GY	990912		990911	6	300	324
		5	15 x 87,5	990755	990761	990781GY				6	300	325
		6	15 x 107,5	990798N	990799N	990809NGY	990846	990847			7	350
		1	25 x 18	990889	990895		990900		990914	24	1.200	335
	Merlin Gerin	1½	25 x 27	990891	990892		990897		990915	16	800	334
	Merlin Gerin	2	25 x 36	990888	990894		990899		990916	12	600	336
	Merlin Gerin	3	25 x 50	990887	990893		990898		990917	8	400	337
	Merlin Gerin	4	25 x 70	990890	990896		990901		990918	4	200	338
		1	37,5 x 17,5	990950	990951		990952		990953	18	900	345
		8	15 x 140	990883	990884					7	350	331

Material: Polycarbonate, Halogen Free, self extinguishing class V0: according to UL94.

Operating temperature range: -40°C to +130°C



Family	N° of modules	Size mm	Type metallic grey	Tags per sheet	Quantity	SW code
MG-17.5-R-HF	1	15 x 17,5	990785N-HF	42	1.050	321
	2	15 x 35	990784N-HF	21	1.050	322
	3	15 x 52,5	990783N-HF	14	700	323
	4	15 x 70	990782-HF	6	300	324
	5	15 x 87,5	990781-HF	6	300	325
	6	15 x 107,5	990809N-HF	7	350	329



Use the modular legend for Merlin Gerin directly on the components or with self adhesive modular backing strips.
Use the 991611 ribbon to print FLAT Polycarbonate items.

template with PET support page 12
ribbons page 13
legend rails RT-TAP page 142



MG-17.5

Modular legends

self adhesive, precut

The MG-17.5-A series comprises self adhesive legends designed for use with modular components.

Consult us for availability of other colours.

Note: UV resistance may vary between colours.



Material: Rigid PVC, self extinguishing class V0: according to UL94; the colours white PVC10050WH and yellow PVC10050YE are UL approved.

Operating temperature range: -30°C to +60°C

Application temperature range: +10°C to +40°C



Family	N° of modules	Size mm	Type							Tags per sheet	Quantity	SW code
			white PVC10050WH	yellow PVC10050YE	grey	red	blue	green	black			
MG-17.5-A	2	15 x 35	990753N	990820N	990822NGY	990923N	990963N	990954N	990913N	21	525	922
	6	15 x 107,5	990824	990826	990827NGY	990929	990926	990925	990833N	7	175	929
	6	20 x 107,5	990972							5	125	946
	1	25 x 18	990869	990878		990905			990919	24	600	935
	1½	25 x 27	990871	990872		990902			990920	16	400	934
	2	25 x 36	990868	990877		990904	990970		990921	12	300	936
	3	25 x 50	990867	990873		990903			990922	8	200	937
	4	25 x 70	990870	990879		990906			990924	4	100	938
	8	15 x 140	990880	990881						7	175	931

Material: Polycarbonate, Halogen Free, self extinguishing class V0: according to UL94

Operating temperature range: -40°C to +130°C



Family	N° of modules	Size mm	Type		Tags per sheet	Quantity	SW code
			white	metallic grey			
MG-17.5-A-HF	2	15 x 35		990822N-HF	21	525	922
	6	15 x 107,5		990827N-HF	7	175	929
	6	20 x 107,5	990972-HF		5	125	946
	8	15 x 140		990882-HF	7	175	931



Merlin Gerin modular tags can be used directly on rails or vinyl adhesive base strips.
Directly on the panel.
Use the 991611 ribbon to print FLAT Polycarbonate items.

template with PET support..... page 12
ribbons page 13




MG-17.5

Modular labels

15 mm, self adhesive, precut

The MG-17.5 series comprises labels designed for use with modular components.

Consult us for availability of other colours. Note: UV resistance may vary between colours.



MG-17.5-VY

Material: PVC film; the colours white PVC99008WH and yellow PVC990080YE are UL approved.

Operating temperature range: -30°C to +70°C

Application temperature range: +10°C to +40°C

PVC SF 30°C 70°C

RoHS COMPLIANT 2011/65/EU

Family	N° of modules	Size mm	Type		Labels per sheet	Quantity	SW code
			white PVC99008WH	yellow PVC990080YE			
MG-17.5-VY	6	15 x 107,5	990746N	990747N	7	350	570

MG-17.5-PY

Metallic grey labels are used indoor.

Material: Polyester film: the colours white PET99005WH and metallic grey PET99005GY are UL approved.

Operating temperature range: -40°C to +130°C

Application temperature range: +10°C to +40°C

PET SF 40°C 130°C

RoHS COMPLIANT 2011/65/EU

Family	N° of modules	Size mm	Type		Labels per sheet	Quantity	SW code
			white PET99005WH	metallic grey PET99005GY			
MG-17.5-PY	6	15 x 107,5	990777N	990779N	7	350	570
	8	15 x 140	990931		7	350	931



Directly on the panel or with modular backing strips in PVC.

template with PET support page 12
 ribbons page 13
 modular backing strips page 46




MG-17.5

Modular backing strips

15 mm, precut

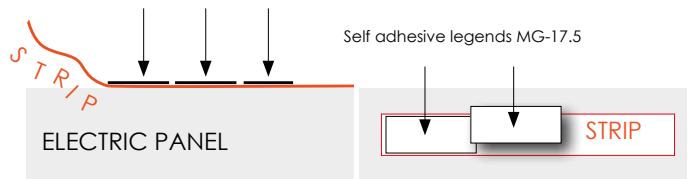
The backing strips are ideal for modular components to achieve a perfect alignment of MG-17.5 legends in up to 430 mm long strips, to be applied directly on the panel or in mounting rails.



Material: PVC film

Operating temperature range: -30°C to +70°C

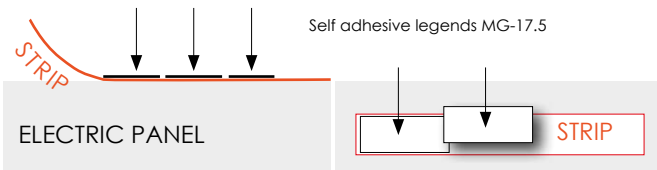
Application temperature range: +10°C to +40°C



PVC 0.1mm SF -30°C +70°C



self adhesive	Size mm	Type		Thickness mm	Quantity
		white	yellow		
✓	15 x 430	990752	990756	0,1	10



Material: Rigid PVC, self extinguishing class V0: according to UL94

Operating temperature range: -30°C to +60°C

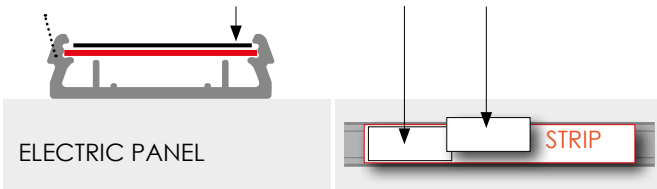
Application temperature range: +10°C to +40°C

PVC 0.7mm SF -30°C +60°C



self adhesive	Size mm	Type		Thickness mm	Quantity
		white	yellow		
✓	15 x 430	990759	990760	0,7	10

Self adhesive rail RTA-TAP Self adhesive labels MG-17.5



Material: Rigid PVC, self extinguishing class V0: according to UL94

Operating temperature range: -30°C to +60°C

Application temperature range: +10°C to +40°C

PVC 0.5mm SF -30°C +60°C




Size mm	Type		Thickness mm	Quantity
	white	yellow		
15 x 430	990757	990758	0,5	10



Directly on the panel.

modular legends MG-17.5..... page 43
 modular labels MG-17.5 page 45
 rails RT-TAP page 142



Customisable panel plates

GMCK

Print legend & rating plates with full colour logos.

- more time-efficient, cost-effective and adaptable than having plates printed by external suppliers
- matched aesthetic qualities of all printed labels, markers & legends
- provides complete inhouse control of all identification & labelling functions

Free system lifetime support & training is just a call or click away.


To request a quote complete the form on page 192 or download the pdf version from our website.



Relevant performance standards

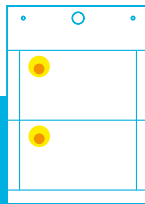
resistance to UV: **UNI EN ISO 4892-2**

indelibility of print: **CEI 16-7, CEI 23-11 / CEI EN 61058-1, CEI EN 61010-1 / VDE 0411-1, CEI EN 61439-1: 2010-01**




WE PRE-PRINT...

 **YOUR FULL COLOUR LOGO**




...YOU ADD DATA WITH OUR GENIUS PRINTERS IN SECONDS...



RESULT A HIGH QUALITY PRINTED LEGEND OR RATING PLATE!



DOWNLOAD COMPLETE AND SEND



MG-VRT-R

Panel plates rivet fixing

customisable

MG-VRT-R rigid PVC panel plates are used to create name plates, rating plates, data plates using company logos, technical data, serial numbers, EC certification, etc.

Transparent Polycarbonate covers can be used for increased durability.

Consult us for availability of other colours and transparent versions.

Note: UV resistance may vary between colours.



Material: Rigid PVC, self extinguishing class V0 according to UL94; the colours white PVC10050WH and yellow PVC10050YE are UL approved.

Operating temperature range: -30°C to +60°C

PVC
SF
-30°C
+60°C
UL US
RoHS COMPLIANT 2011/65/EU

Family	Size mm	Type						Cover	Tags per sheet	Quantity	SW code
		white PVC10050WH	yellow PVC10050YE	grey	red	green	black				
MG-VRT-R	25 x 80	48908	48408						4	200	861
	25 x 100	48905	48405						4	200	205
	25 x 140	48946							4	100	824
	30 x 70	48929							3	150	820
	32 x 58	48900N	48400N	48700NGY				47590	6	300	200
	35 x 100	48917	48417	48717GY	48217				3	75	810
	42 x 78	48901	48401	48701GY				47591	2	100	202
	50 x 50	48918	48418		48218		48118		4	200	858
	50 x 100	48997			48297		48197		2	50	844
	52 x 107	48903	48403	48703GY	48223		48103	47592	2	100	204
	60 x 100	48941						47596	1	50	821
	62 x 88	48902	48402	48702GY				47594	1	50	203
	92 x 118	48913	48413	48713GY	48213	48513	48113	47593	1	50	813
	102 x 138	48928	48428	48728GY	48228		48128	47595	1	50	207
	105 x 110	48904		48704GY					1	50	859



Directly on suitable surfaces.

template with PET support page 12
 ribbons page 13
 transparent cover CPT page 141



MG-VRT-R

Panel plates rivet fixing, Halogen free

customisable

MG-VRT-R Polycarbonate panel plates are used to create name plates, rating plates, data plates using company logos, technical data, serial numbers, EC certification, etc.

Transparent Polycarbonate covers can be used for increased durability.

Consult us for availability of other colours and transparent versions.

Note: UV resistance may vary between colours.



Material: Polycarbonate, Halogen Free, self extinguishing class V0 according to UL94; the colour white PC10050WH is EN 45545-2 approved.

Operating temperature range: -40°C to +130°C



Family	Size mm	Type			Cover	Tags per sheet	Quantity	SW code
		white PC10050WH	matt white	metallic grey				
MG-VRT-R-HF	32 x 58	48900N-HF		48700N-HF	47590	6	300	200
	35 x 100	48917-HF		48717-HF		3	75	810
	42 x 78	48901-HF		48701-HF	47591	2	100	202
	50 x 50	48918-HF		48718-HF		4	200	858
	52 x 107	48903-HF		48703-HF	47592	2	100	204
	62 x 88	48902-HF		48702-HF	47594	1	50	203
	75 x 120	48944-HF				1	50	815
	92 x 118	48913-HF		48713-HF	47593	1	50	813
102 x 138	48928-HF	489280P-HF	48728-HF	47595	1	50	207	



Directly on suitable surfaces.
Use the 991611 ribbon to print FLAT Polycarbonate items.

template with PET support page 12
ribbons page 13
transparent cover CPT page 141



MG-VRT-RH

Panel plates rivet fixing with holes

customisable

MG-VRT-RH rigid PVC panel plates are used to create name plates, rating plates, data plates using company logos, technical data, serial numbers, EC certification, etc. Transparent Polycarbonate covers can be used for increased durability.

Consult us for availability of other colours and transparent versions.

Note: UV resistance may vary between colours.



Material: Rigid PVC, self extinguishing class V0 according to UL94; the colours white PVC10050WH and yellow PVC10050YE are UL approved.

Operating temperature range: -30°C to +60°C

PVC
SF
-30°C
+60°C
UL US
RoHS COMPLIANT 2011/65/EU

Family	Size mm	Type						No. Holes	Tags per sheet	Quantity	SW code
		white PVC10050WH	yellow PVC10050YE	grey	red	blue	black				
MG-VRT-RH	15 x 35	49906	49406				49916	2	21	1,050	837
	15 x 52	48924					48129	2	14	350	831
	15 x 80	48938	48438				48138	2	7	175	828
	25 x 50	48906	48406	48806GY			48606	2	8	200	860
	25 x 75	48907	48407					2	4	100	809
	25 x 80	48931					48131	2	4	100	832
	25 x 100	48914	48414				48114	2	4	200	206
	29 x 140	48932					48132	2	3	75	834
	35 x 50	48930					48130	2	6	150	833
	35 x 80	48937	48437		48237	48637		2	3	75	827
	35 x 100	48909	48409					2	3	75	818
	35 x 142	48923						2	3	150	835
	50 x 100	48911	48411	48811GY				4	2	50	811
	50 x 140	48919						4	2	50	872
	60 x 100	48927						4	2	50	842
	75 x 120	48915	48415		48215		48115	4	1	50	816
	82 x 142	48921	48421					4	1	50	836
105 x 110	48912	48412	48712GY				4	1	25	859	



Directly on suitable surfaces.

template with PET support page 12
ribbons page 13



MG-VRT-RH

Panel plates rivet fixing with holes, Halogen free

customisable

MG-VRT-RH Polycarbonate panel plates are used to create name plates, rating plates, data plates using company logos, technical data, serial numbers, EC certification, etc. Transparent Polycarbonate covers can be used for increased durability.

Consult us for availability of other colours and transparent versions.

Note: UV resistance may vary between colours.



Material: Polycarbonate, Halogen Free, self extinguishing class V0: according to UL94; the colour white PC10050WH is EN 45545-2 approved.

Operating temperature range: -40°C to +130°C

PC HF SF 40°C 130°C



Family	Size mm	Type			No. Holes	Tags per sheet	Quantity	SW code
		white PC10050WH	matt white	metallic grey				
MG-VRT-RH-HF	15 x 52	48924-HF			2	14	350	831
	15 x 80	48938-HF	489380P-HF		2	7	175	828
	25 x 50			48806-HF	2	8	200	860
	25 x 75	48907-HF			2	4	100	809
	25 x 80	48931-HF			2	4	100	832
	29 x 140	48932-HF			2	3	75	834
	35 x 50	48930-HF			2	6	150	833
	35 x 142	48923-HF			2	3	150	835
	50 x 100			48811-HF	4	2	50	811
	50 x 140	48919-HF			4	2	50	872
	75 x 120	48915-HF		48815-HF	4	2	50	816
	105 x 110			48712-HF	4	1	25	859

Material: SBS Styrene-Butadiene-Styrene, Halogen free, self extinguishing class HB: according to UL94

Operating temperature range: -30°C to +70°C

SBS HF SF 30°C 70°C



Family	Size mm	Type		No. Holes	Tags per sheet	Quantity	SW code
		white	yellow				
MG-VRT-RH-SBS	50 x 100	48911-SBS	48411-SBS	4	2	50	811



Directly on suitable surfaces.
Use the 991611 ribbon to print FLAT Polycarbonate items.

template with PET support.....page 12
ribbonspage 13



MG-VRT-A

Panel plates self adhesive

customisable

MG-VRT-A rigid PVC self adhesive panel plates are used to create name plates, rating plates, data plates using company logos, technical data, serial numbers, EC certification, etc. Transparent Polycarbonate covers can be used for increased durability.

Consult us for availability of other colours and transparent versions.

Note: UV resistance may vary between colours.



Material: Rigid PVC, self extinguishing class V0: according to UL94; the colours white PVC10050WH and yellow PVC10050YE are UL approved.

Operating temperature range: -30°C to +60°C

Application temperature range: +10°C to +40°C



Family	Size mm	Type							Cover	Tags per sheet	Quantity	SW code
		white PVC10050WH	yellow PVC10050YE	grey	red	blue	green	black				
MG-VRT-A	15 x 102					88655				7	175	829
	20 x 127	88973								5	125	826
	25 x 50	88916	88416	88716GY	88216	88616	88516	88116		8	200	853
	25 x 80	88908	88408	88708GY	88208	88608		88108		4	100	861
	25 x 100	88905	88405		88205	88605		88005		4	100	205
	25 x 140	88946	88446							4	100	824
	32 x 58	88900N	88400N	88700NGY	88200N	88600N		88000N	47590	6	150	200
	35 x 75	88945	88445	88745GY						3	75	825
	35 x 100	88917	88417	88717GY	88217	88617	88517	88007		3	75	810
	40 x 138	88935		88735GY	88235			88135		2	50	822
	42 x 78	88901	88401	88701GY	88201	88601		88101	47591	2	50	202
	50 x 50	88918	88418					88118		4	100	858
	52 x 107	88903	88403	88703GY	88203	88603		88103	47592	2	50	204
	57 x 82,5	88971		88771GY						2	50	841
	60 x 100	88962		88762GY						2	50	821
	62 x 88	88902	88402	88702GY					47594	1	25	203
	65 x 122	88963								1	25	845
	90 x 140	88964								1	25	846
	92 x 118	88913	88413	88713GY	88213	88613		88113	47593	1	25	813
	102 x 138	88928	88428	88728GY	88228	88628		88128	47595	1	25	207
105 x 110	88904	88404	88704GY	88204					1	25	812	



Directly on suitable surfaces.

template with PET support page 12
 ribbons page 13
 transparent cover CPT page 141



MG-VRT-A

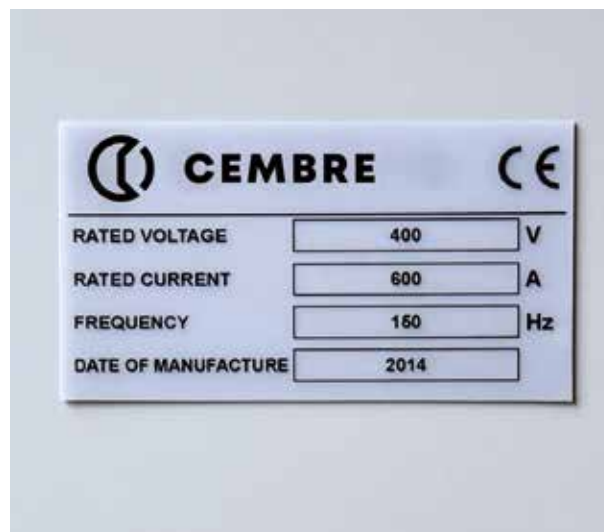
Panel plates self adhesive, Halogen free

customisable

MG-VRT-A Polycarbonate self adhesive panel plates are used to create name plates, rating plates, data plates using company logos, technical data, serial numbers, EC certification, etc. Transparent Polycarbonate covers can be used for increased durability.

Consult us for availability of other colours and transparent versions.

Note: UV resistance may vary between colours.



Material: Polycarbonate, Halogen Free, self extinguishing class V0: according to UL94

Operating temperature range: -40°C to +120°C

Application temperature range: +10°C to +40°C



Family	Size mm	Type		Cover	Tags per sheet	Quantity	SW code
		white	metallic grey				
MG-VRT-A-HF	20 x 110		88765-HF		5	125	779
	25 x 50		88716-HF		8	200	853
	25 x 80	88908-HF	88708-HF		4	100	861
	32 x 58		88700N-HF	47590	6	150	200
	35 x 100		88717-HF		3	75	810
	40 x 138		88735-HF		2	50	822
	42 x 78	88901-HF	88701-HF	47591	2	50	202
	50 x 100		88769-HF		2	50	811
	52 x 107	88903-HF	88703-HF	47592	2	50	204
	57 x 87,5		88771-HF		2	50	841
	60 x 100		88762-HF		2	50	821
	62 x 88		88702-HF	47594	1	25	203
	92 x 118		88713-HF	47593	1	25	813
	100 x 140		88777-HF	47595	1	25	838
	102 x 138	88928-HF	88728-HF	47595	1	25	207
105 x 110	88904-HF	88704-HF		1	25	812	



Directly on suitable surfaces.
Use the 991611 ribbon to print FLAT Polycarbonate items.

template with PET support page 12
ribbons page 13
transparent cover CPT page 141



MG-VRT-AH

Panel plates self adhesive with holes

customisable

MG-VRT-AH rigid PVC self adhesive panel plates are used to create name plates, rating plates, data plates using company logos, technical data, serial numbers, EC certification, etc. Transparent polycarbonate covers can be used for increased durability.

Consult us for availability of other colours.

Note: UV resistance may vary between colours.



Material: Rigid PVC, self extinguishing class V0: according to UL94; the colours white PVC10050WH and yellow PVC10050YE are UL approved.

Operating temperature range: -30°C to +60°C

Application temperature range: +10°C to +40°C



Family	Size mm	Type					No. Holes	Tags per sheet	Quantity	SW code
		white PVC10050WH	yellow PVC10050YE	grey	red	blue				
MG-VRT-AH	15 x 52	88940					2	14	350	831
	20 x 40	88920	88420	88720GY			2	10	250	864
	25 x 50	88906	88406				2	8	200	860
	25 x 75	88907	88407		88207		2	4	100	809
	25 x 80	88942					2	4	100	832
	25 x 100	88914	88414		88214		2	4	100	206
	25 x 140	88927	88427				2	4	100	871
	29 x 140	88943					2	3	75	834
	30 x 115	88967	88467				2	3	75	780
	35 x 50	88941					2	6	150	833
	35 x 75	88929					2	3	75	817
	35 x 85	88944	88444				2	3	75	823
	35 x 100	88909	88409				2	3	75	818
	35 x 100	88910	88410				4	3	75	818
	35 x 142	88939					2	3	75	835
	40 x 150	88968	88468				2	2	50	781
	42 x 78	88922	88422				2	2	50	819
	50 x 100	88911	88411		88211		4	2	50	811
	50 x 140	88919				88619	4	2	50	872
	50 x 150	88956					4	2	50	843
75 x 120	88915	88415				4	1	25	816	
82 x 142	88938					4	1	25	836	
102 x 138				88237	88637	4	1	25	208	
105 x 110	88912	88412	88712GY			4	1	25	859	



Directly on suitable surfaces.

template with PET support page 12
ribbons page 13



MG-VRT-AH

Panel plates self adhesive with holes

customisable

MG-VRT-AH Polycarbonate self adhesive panel plates are used to create name plates, rating plates, data plates using company logos, technical data, serial numbers, EC certification, etc. Transparent polycarbonate covers can be used for increased durability.

Consult us for availability of other colours.

Note: UV resistance may vary between colours.



Material: Polycarbonate, Halogen Free, self extinguishing class V0: according to UL94

Operating temperature range: -40°C to +120°C

Application temperature range: +10°C to +40°C



Family	Size mm	Type		No. Holes	Tags per sheet	Quantity	SW code
		yellow	metallic grey				
MG-VRT-AH-HF	20 x 40		88720-HF	2	10	250	864
	50 x 100		88711-HF	4	2	50	811
	75 x 120	88415-HF	88715-HF	4	1	25	816
	105 x 110		88712-HF	4	1	25	859



Directly on suitable surfaces.
Use the 991611 ribbon to print FLAT Polycarbonate items.

template with PET support..... page 12
ribbons page 13



MG-SIGNS

Panel legends

precut

The MG-SIGNS legends is used for in-house production of warning, hazard, prohibition and mandatory signs from pictogram provided in the library of GENIUSPRO software.

A highly versatile system for rapidly and accurately producing signs in all languages, on a one-off basis if required.



Material: Rigid PVC, self extinguishing class V0: according to UL94; the colour white PVC10050WH is UL approved.

Operating temperature range: -30°C to +60°C

Application temperature range: +10°C to +40°C




Family	Shape	Self adhesive	Size mm	Type			Ø mm Holes	Tags per sheet	Quantity	SW code		
				white PVC10050WH	yellow	red						
MG-SIGNS-R			40		991120			4	200	243		
			37 x 74	991052	991125	990987		2	100	271		
			52 x 105		991126			2	100	272		
				Ø 62	991050			22.5	2	50	252	
				Ø 62		991121			22,5	2	50	252
				Ø 62		991122			30	2	50	265
				Ø 90	991051			22.5	1	50	263	
				Ø 90		991123			22,5	1	50	263
MG-SIGNS-A		✓	40		991141			4	200	243		
		✓	100		991142			1	50	262		
		✓	Ø 40	990927	991140	990858		4	200	250		
		✓	Ø 100	990705				1	50	253		
		✓	37 x 74		991143	990986		2	100	271		
		✓	40 x 80		991144			3	75	274		
	✓	52 x 105		991145			2	100	272			



Directly on suitable surfaces.

template with PET support..... page 12
ribbons page 13



MG-SIGNS

Panel labels

self adhesive, pre-cut

The MG-SIGNS labels is used for in-house production of warning, hazard, prohibition and mandatory signs from pictogram provided in the library of GENIUSPRO software.

A highly versatile system for rapidly and accurately producing signs in all languages, on a one-off basis if required.



Material: PVC film; the colour white PVC99008WH is UL approved.

Operating temperature range: -30°C to +70°C

Application temperature range: +10°C to +40°C



Family	Shape	Size mm	Type			Ø mm Holes	Labels per sheet	Quantity	SW code
			white PVC99008WH	yellow	red				
MG-SIGNS-VY		50		991103			4	200	241
		100		991105			1	50	242
		50		991104			4	200	260
			Ø 25	990860	990101	990992		12	600
	Ø 100		990702	991102			1	50	238
		37 x 74		991109	990988		2	100	246
		52 x 105	990825	991110			2	100	247
		62		991106		22,5	1	50	232
		90		991107		22,5	1	50	233
		90		991108		30,5	1	50	234
	45 x 150	990991				2	100	275	



Directly on suitable surfaces.

template with PET support page 12
 ribbons page 13



MG-SIGNS

Panel labels

self adhesive, pre-cut

The MG-SIGNS labels is used for in-house production of warning, hazard, prohibition and mandatory signs from pictogram provided in the library of GENIUSPRO software.

A highly versatile system for rapidly and accurately producing signs in all languages, on a one-off basis if required.



Material: Polyester film; the colour metallic grey PET99005GY and the base material PETSIGNWHTR are UL approved.

Operating temperature range: -40°C to +130°C

Application temperature range: +10°C to +40°C

PET SF - + 40°C 130°C



Family	Shape	Size mm	Type		Ø mm Holes	Labels per sheet	Quantity	SW code
			white/orange PETSIGNWHTR	metallic grey PET99005GY				
MG-SIGNS-PY		46 x 46		47826	24	4	200	230
		80 x 100	991057			1	50	276
		105 x 140	991058			1	50	277



Directly on suitable surfaces.

template with PET support..... page 12
ribbons page 13




THERMAL TRANSFER SYSTEM FOR SHEET MEDIA

100% MADE BY CEMBRE

M4

SOFTWARE



GENIUSPRO



PRINTERS

COMPUTERS



THERMAL TRANSFER FOR SHEET MEDIA

ROLLY3000

Thermal transfer printer for roll media



Robust and quiet, ROLLY3000 provides reliable, intensive operation in office or factory combined with the facility to optimise printer set-up according to the media.

In addition to the standard USB and Ethernet interfaces, the ROLLY3000 can be connected via a wireless network. The printer is equipped with a mini USB stick that acts as a Wi-Fi antenna.

The printer is delivered complete with power & connection cables, GENIUSPRO software including a universal driver for Windows 7,8 & 10, 2.4 GHz 802.11b/g/n USB-WLAN stick and a black 842112 printer ribbon.

ROLLY3000 is ideal for printing all CEMBRE flat material on rolls, eg. cable tags for holders, tie on, wraparound cable markers, legend strips and labels.

ROLLY3000 is designed for optimum single side printing of TERMO-ROLL heat shrinkable tubing and particularly suitable for intensive use of this material in ladder format on a roll.

Maximum print area: 105 mm wide, up to 2 m long.

SPEED

prints 4.000 4x10 cable tags
in less than two minutes
1.000 heat shrinkable tubing M2-32-25-YE1
in less than three minutes

CONVENIENCE

software provides quick and easy upload
of the data to be printed

ECONOMY

prints around 140.000 4x10 cable tags with a
single ribbon 842112. Prints around 55.000
heat shrinkable tubes M2-32-25-YE1
with a single ribbon 842121

QUALITY

printer resolution 300 dpi



Printer Dimensions:

- Length 460 mm
- Width 252 mm
- Height 288 mm
- Weight 10 kg



Printer Type **ROLLY3000E** includes:

- Mains cable
- USB cable
- WLAN USB stick **ROLLY-WUS2.4**
- Cover
- Black printer ribbon **842112**
- Operating&Maintenance and User documentation Guarantee
- Software **FD-GENIUSPRO** on pen drive



ROLLY3000 PRINTABLE MATERIAL

TPM-ROLL cable tags with holders.....page	64	VCT-ROLL lables	page	71
TAR-ROLL cable tags	page	65	STRIP-ROLL modular strips	page
KM-ROLL wraparound cable markers	page	66	TTL labels.....	page
ETF-ROLL cable tags	page	68	TTF continuous material.....	page
TAP-ROLL	page	70	TERMO-ROLL heat-shrinkable tubing	page
			80	



software GENIUSPRO.....	page	8
accessories.....	page	60
ribbons	page	61



ROLLY2000TR2

Thermal transfer printer for roll media

double head, for heat shrinkable tubing

Robust and quiet, ROLLY2000TR2 provides reliable, intensive operation in office or factory combined with the facility to optimise printer set-up according to the media.

ROLLY2000TR2 is delivered complete with power & connection cables and GENIUSPRO software including a universal driver for Windows® (7, 8 & 10) to ensure program compatibility.

ROLLY2000TR2 is designed to optimise printing simultaneously on both sides of TERMO-ROLL heat shrinkable tubing in ladder format on a roll.

Dedicated to high level applications where dual marking is an essential specification, eg in many rail, marine and aeronautic applications.



Printer Dimensions:

- Length 554 mm
- Width 248 mm
- Height 395 mm
- Weight 21 kg

Printer Type **ROLLY2000TR2** includes:

- Mains cable
- USB cable
- Cover
- 2 Black printer ribbons **842121**
- Operating & Maintenance and User documentation Guarantee
- Software **FD-GENIUSPRO** on pen drive

- SPEED**
1.000 heat shrinkable tubing M2-32-25-YE1 in less than three minutes
- CONVENIENCE**
software provides quick and easy upload of the data to be printed
- ECONOMY**
prints around 55.000 heat shrinkable tubes M2-32-25-YE1 with two ribbon 842121
- QUALITY**
printer resolution 300 dpi



ROLLY2000TR2 PRINTABLE MATERIAL

- TERMO-ROLL heat-shrinkable tubingpage 80
- TERMO-ROLL double head shrinkable tubing ...page 81



- software GENIUSPRO..... page 8
- accessories..... page 62
- ribbons page 63



ACCESSORIES

Cutters and accessories

for thermal transfer printer on roll media



ROLLY3000-CUT

Fits to front of printer. Automatically cuts to length continuous TTL and flexible TTF material.



ROLLY3000TR-CUT

Fits to front of printer. Automatically cuts or perforates to length TERMO-ROLL continuous heat shrinkable tubing.

While stocks last

ROLLY2000-CUT

Fits to front of printer. Automatically cuts to length continuous TTL and flexible TTF material.




ROLLY2000TR-CUT

Fits to front of printer. Automatically cuts or perforates to length TERMO-ROLL continuous heat shrinkable tubing.

Heat gun **EHG2000** variable temperature, power 2000W, for heat shrinkable tubing TERMO-ROLL

- Weight: 850 g (1.9 lbs)
- Temperature: +50°C to +600°C
- Voltage: 230-240 V - 50 Hz



DSP-TCS

Dispenser DSP-TCS

Mobile dispensing and preparation frame for convenient use of bulk material.

Desk-dispenser **DSPB-TCS** Mobile dispensing and preparation stand for convenient use of bulk material.



DSPB-TCS



printer ROLLY3000 page 60
 printer ROLLY2000TR2 page 61




RIBBONS

Monochrome ribbons

for thermal transfer printer on roll

ROLLY premium quality ribbons provide resin based indelible print in accordance with the scratch and abrasion resistance requirements of CEI 16-7.

TPPS-060 PREMIUM for printing Halogen Free material.



Family	Type						Print area mm	Width mm	Length m	for printers		Quantity
	black	blue	red	green	grey	white				ROLLY3000	ROLLY2000TR2	
TPS-060	842112	842113	842115	842114	842116		105	112	200	✓		1
	842132							30	200	✓		1
	842162							60	200	✓		1
TPPS-060 PREMIUM	842212					842222	105	110	300	✓		1

TR Ribbons provide resin based indelible print in accordance with the scratch and abrasion resistance requirements of CEI 16-7.

Specifically formulated for printing heat shrinkable tubing



Family	Type black	Print area mm	Width mm	Length m	for printers		Quantity
					ROLLY3000	ROLLY2000TR2	
TRR-055	842121	60	60	350	✓	✓	1
TRPR-060 PREMIUM	844121	60	60	350	✓	✓	1



The legibility of print produced on CEMBRE media by ribbons meets the requirements of:

- UNI EN ISO 4892-2:** UV resistance
 - CEI 16-7:** Resistance to abrasion and friction
 - CEI 16-7:** Effect of ageing
 - CEI 23-11 / CEI EN 61058-1:** Indelibility
 - CEI EN 61010-1 / VDE 0411-1:** Indelibility
 - CEMBRE INTERNAL TEST:** Indelibility
 - UNI EN ISO 9227:** Saline mist
 - CEI EN 60464-2:** Resistance to solvent vapour
 - DIN 30643:** Resistance to abrasion and rubbing
 - UNI EN ISO 175:** Effect of immersion in liquid chemicals
- Specifications page 188



printer ROLLY3000 page 60
 printer ROLLY2000TR2 page 61



TPM-ROLL

Cable tags with holders

precut 4mm push in markers, on a roll

TPM-ROLL tags are used for marking cables, conduit, tubes, conductors and components.

Presented in stem format, tags are simply snapped off their stems and inserted into the appropriate holders.




Material: Rigid PVC, self extinguishing class V0: UL94

Operating temperature range: -30°C to +60°C

PVC 30°C 60°C

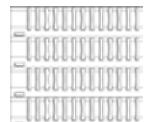


Size mm	Type		Quantity	SW code
	white	yellow		
4 x 10	44090B	44040B	16.356	4020
4 x 12	44091B	44041B	12.552	4022
4 x 15	44092B	44042B	12.552	4023
4 x 20	44093B	44043B	10.200	4005
4 x 30	44096B	44046B	6.270	4026
4 x 40	44097B	44047B	5.005	4007



printer ROLLY3000 page 60
 ribbons page 63
 tag holders PMF page 120

tag holders PMF-AC page 122
 tag holders PMF-ET page 124

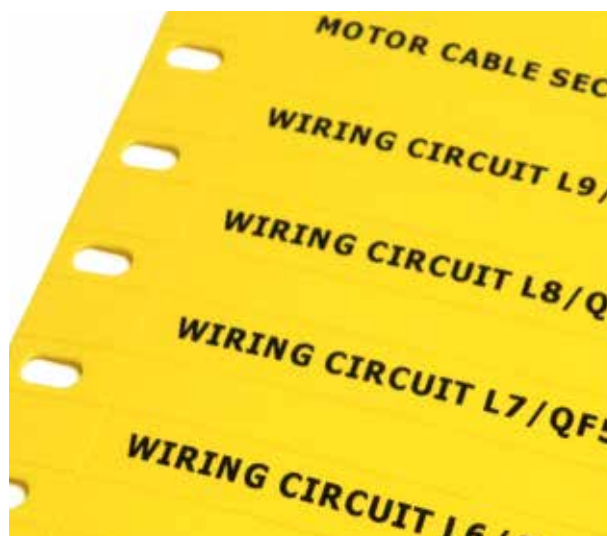


TAR-ROLL

Legends

precut

TAR-ROLL tags are used for marking cables, conduit, tubes, conductors and components.



Material: Rigid PVC, self extinguishing class V0: UL94

Operating temperature range: -30°C to +60°C



Family	Size mm	Type		Quantity	SW code
		white	yellow		
TAR-ROLL	9 x 15	75094	75044	7.500	4304
	9 x 20	75098		5.800	4301
	9 x 35	75095	75045	3.000	4303
	9 x 70	75099	75049	1.450	4300

Material: Polycarbonate PC, Halogen Free, self extinguishing class V0: UL94; the colours white PC10040WH and yellow PC10040YE are EN 45545-2 approved

Operating temperature range: -40°C to +130°C



Family	Size mm	Type					Quantity	SW code
		white PC10040WH	yellow PC10040YE	blue	Siemens green	orange		
TAR-ROLL-HF	15 x 40	75096-HF	75046-HF	75066-HF	75056SGN-HF	75036-HF	2.250	4302



printer ROLLY3000..... page 60
tag holders PMT-AC..... page 125
tag holders PMF-ET..... page 124

cable ties..... page 133
rails RT-TAPW..... page 143



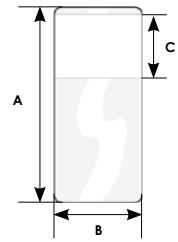
KM-ROLL

Wraparound cable markers

Self adhesive, precut, Halogen Free

KM-ROLL-PO wraparound cable markers are suitable for identify Large diameter cables, tubes and conduit.

The increased thickness of the label improves the handling and flexibility of the material, facilitating its application on the cable.



Material: Polyolefin PO99006TR, Silicon free, Halogen free, certified UL969.

Operating temperature range: -70°C to +140°C

Application temperature range: +10°C to +40°C



Family	Overall length A mm	Wrapping diameter mm	Print area Cx B mm	Type		Columns	Rows	Quantity	SW code
				white PO99006TR	yellow PO99006TR				
KM-ROLL019	19	2 ÷ 3	9 x 13	61962-013N	61462-013N	5	1.400	7.000	4612
KM-ROLL025	25	2,6 ÷ 4,1	9 x 15	61955-015N	61455-015N	5	1.700	8.500	4600
			9 x 23	61955-023N	61455-023N	4	1.700	6.800	4601
KM-ROLL038	38	4,3 ÷ 7	10 x 15	61950-015N	61450-015N	5	1.200	6.000	4602
			10 x 23	61950-023N	61450-023N	4	1.200	4.800	4603
KM-ROLL050	50	6 ÷ 10	15 x 15	61951-015N	61451-015N	5	900	4.500	4604
			15 x 23	61951-023N	61451-023N	4	900	3.600	4605
KM-ROLL062	62	6,5 ÷ 12	18 x 12	61958-012N		6	834	5.000	4652
			32 x 38	61958-038N		2	750	1.500	4614
KM-ROLL067	67	6,5 ÷ 14,5	20 x 72	61966-072N	61466-072N	1	700	700	4613
KM-ROLL068	68	7 ÷ 13	22 x 40	61959-040N		2	750	1.500	4654
KM-ROLL075	75	8 ÷ 14	25 x 15	61952-015N	61452-015N	5	600	3.000	4606
			25 x 23	61952-023N	61452-023N	4	600	2.400	4607
KM-ROLL080	80	10 ÷ 17	25 x 47	61964-047N	61464-047N	2	625	1.250	4660
KM-ROLL092	92	11 ÷ 19	20 x 80	61965-080N	61465-080N	1	500	500	4661
			25 x 15	61953-015N	61453-015N	5	480	2.400	4608
KM-ROLL100	100	12 ÷ 20	25 x 23	61953-023N	61453-023N	4	480	1.920	4609
			25 x 50	61953-050N	61453-050N	2	500	1.000	4616
			32 x 38	61953-038N	61453-038N	2	500	1.000	4615
KM-ROLL135	135	20 ÷ 25	25 x 15	61954-015N	61454-015N	5	350	1.750	4610
			25 x 23	61954-023N	61454-023N	4	350	1.400	4611



Directly on cables, etc in accordance with wrapping diameter limitations shown for each size.

printer ROLLY3000 page 60
 ribbons page 63
 holders KMC page 133



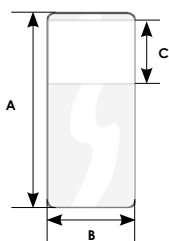
KM-ROLL

Wraparound cable markers

self adhesive, precut, Halogen Free

KM-ROLL wraparound cable markers are suitable for identifying large diameter cables, tubes and conduit.

Printing on ROLLY3000, is exceptionally clear and legible and is protected from chemical and atmospheric agents.



Material: Polyester film

Operating temperature range: -40°C to +130°C

Application temperature range: +10°C to +40°C

PET **HF** **40°C** **+** **130°C**



Family	Overall length A mm	Wrapping diameter mm	Print area CxB mm	Type						Columns	Rows	Quantity	SW code
				white	yellow	red	orange	blue	green				
KM-ROLL019	19	2 ÷ 3	9 x 13	58962-013N	58462-013N					5	1.400	7.000	4612
KM-ROLL025	25	2,6 ÷ 4,1	9 x 15	58955-015N	58455-015N					5	1.700	8.500	4600
			9 x 23	58955-023N	58455-023N				4	1.700	6.800	4601	
KM-ROLL038	38	4,3 ÷ 7	10 x 15	58950-015N	58450-015N					5	1.200	6.000	4602
			10 x 23	58950-023N	58450-023N	58250-023N		58650-023N	4	1.200	4.800	4603	
KM-ROLL050	50	6 ÷ 10	15 x 15	58951-015N	58451-015N					5	900	4.500	4604
			15 x 23	58951-023N	58451-023N	58251-023N	58351-023N		58551-023N	4	900	3.600	4605
KM-ROLL062	62	6,5 ÷ 12	18 x 12	58958-012N						6	834	5.000	4652
KM-ROLL068	68	7 ÷ 13	22 x 40	58959-040N						2	750	1.500	4654
KM-ROLL075	75	8 ÷ 14	25 x 15	58952-015N	58452-015N					5	600	3.000	4606
			25 x 23	58952-023N	58452-023N				4	600	2.400	4607	
KM-ROLL080	80	10 ÷ 17	25 x 47	58964-047N						2	625	1.250	4660
KM-ROLL083	83	12 ÷ 18	25 x 35	58960-035N						2	600	1.200	4654
KM-ROLL092	92	11 ÷ 19	20 x 80	58965-080N	58465-080N					1	500	500	4661
			25 x 15	58953-015N	58453-015N				5	480	2.400	4608	
KM-ROLL100	100	12 ÷ 20	25 x 23	58953-023N	58453-023N					4	480	1.920	4609
			25 x 50	58953-050N					2	500	1.000	4616	
KM-ROLL135	135	20 ÷ 25	25 x 15	58954-015N	58454-015N					5	350	1.750	4610
			25 x 23	58954-023N	58454-023N				4	350	1.400	4611	
KM-ROLL138	138	15 ÷ 30	25 x 38	58961-038N						2	400	800	4655



Directly on cables, etc in accordance with wrapping diameter limitations shown for each size.

printer ROLLY3000..... page 60
 ribbons page 63
 holders KMC page 133



ETF-ROLL

Cable & conduit tags tie-on

precut, one piece markers

ETF-ROLL tags are used with cable ties for marking large diameter cables, hoses, tubes and conduit.



ETF-ROLL-SBS

Material: SBS Styrene-Butadiene-Styrene, Halogen free

Operating temperature range: -30°C to +70°C

SBS **HF** **SF** **-30°C** **+70°C**



Size mm	Ø min cable mm	Type										Print area mm	Quantity	SW code
		white	yellow	grey	red	orange	green	blue	pink	brown	black			
13 x 57	6	44192-SBS	44142-SBS	44182-SBS	44122-SBS	44132-SBS	44152-SBS	44162-SBS	44172-SBS	44172BR-SBS	44112-SBS	11 x 35	1.775	4400
20 x 65	8	44495-SBS	44445-SBS		44425-SBS	44435-SBS	44455-SBS	44465-SBS				18 x 38	1.000	4402
20 x 125	8	44494-SBS										18 x 98	500	4403
25 x 100	12	44193-SBS	44143-SBS	44183-SBS	44123-SBS		44153-SBS	44163-SBS			44113-SBS	23 x 75	400	4401

ETF-ROLL-HF

Material: Polycarbonate PC, Halogen Free, self extinguishing class V0: UL94; the colours white PC10040WH and yellow PC10040YE are EN 45545-2 approved

Operating temperature range: -40°C to +130°C

PC **HF** **SF** **-40°C** **+130°C**



Size mm	Ø min cable mm	Type						Print area mm	Quantity	SW code
		white PC10040WH	yellow PC10040YE	red	blue	green	orange			
13 x 57	6	44192-HF	44142-HF	44122-HF	44162-HF	44152-HF	44132-HF	11 x 35	1.775	4400



Directly on cables using appropriate cable ties.

printer ROLLY3000 page 60
cable ties max width 4,8 mm page 133



ETF-ROLL



ETF-ROLL-TPU

Material: Thermoplastic-Polyether-Polyurethane TPU, Halogen Free, Flame Retardent, self extinguishing class V0: UL94

Operating temperature range: -25°C to +105°C



Size mm	Ø min cable mm	Type								Print area mm	Quantity	SW code
		white	yellow	red	light blue	blue	green	orange	black			
10 x 60	6	44390	44340	44320	44360L		44350	44330	44310	8 x 40	1.000	4450
27 x 40	20	44293	44243	44223		44263		44233	44213	15 x 36	1.000	4451

ETF-ROLL-DT tags have been developed to be used in industries requiring detection through metal detectors or X-ray equipment of foreign object during manufacturing and packaging, such as food and pharmaceutical industries.

Optimized in accordance with the most commonly used metal detectors and x-ray detectors. The compound meets requirements for food contact compliant with EU and FDA requirements.



Material: Polyether based TPU, Halogen free, self extinguishing class HB according to UL94, FDA "Food & Drug" 21 CFR, Regulation (EU) No 10/2011, AP 89 1

Operating temperature range: -25°C to +105°C



Size mm	min Ø cable mm	Type blue	Print area mm	Quantity	SW code
12 x 60	6	43160	9 x 40	1,000	4460
20 x 30	10	43168	9 x 28	1,000	4461

TAP-ROLL

Legends

precut

MG-TAP legends are particularly versatile for identifying cables, conduit, push buttons, machinery, components, etc.

Consult us for availability of other colours.

Note: UV resistance may vary between colours.



Material: Rigid PVC, self extinguishing class V0: UL94

Operating temperature range: -30°C to +60°C

PVC 30°C 60°C



Family	Size mm	Type		Quantity	SW code
		white	yellow		
TAP-ROLL	15 x 27	37290	37240	3.375	4350
	15 x 49	37291	37241	1.125	4351



printer ROLLY3000..... page 60
 ribbons page 63
 legend holders PMF-ET..... page 124
 legend holders PMT-AC..... page 125

push button legend bases PTP with cover TAP-CCS..... page 138
 legend bases PL with cover TAP-CCS..... page 139
 legend rails RT-TAP..... page 142



VCT-ROLL

Self adhesive labels

precut

Dielectric labels on a roll, with permanent adhesive backing and increased resistance to ageing.



Material: PVC Coated fabric

Operating temperature range: -40°C to +150°C

Application temperature range: +10°C to +40°C



Size mm	Type		Quantity	SW code
	white	yellow		
6 x 15		48048	10.000	4100
9 x 20	48094	48044	8.000	4502
15 x 50		48142	5.000	4503
40 x 7		48043	6.000	4500
100 x 10		48042	2.000	4501



Directly on suitable surfaces.

printer ROLLY3000 page 60
ribbons page 63



STRIP-ROLL

Modular component legend strips

on roll

Continuous STRIP-ROLL can be used for the identification of modular components.

GENIUSPRO software allows max label length 1.000 mm, with the ability to customise the pitch.



Material: Rigid PVC, self extinguishing class V0: UL94

Operating temperature range: -30°C to +60°C

PVC -30°C +60°C



Family	Height mm	Length m	Tracks	Type		Length Print area mm	Quantity	SW Code
				white	yellow			
STRIP-ROLL-R	9	25	1	13190	13140	free	1	5020
	15	25	1	13175	13176	free	1	5030
	10,5	25	1	13173		free	1	5014
	15	25	4	13160	13164	430	1	5002
						630		5102
						1.000		5202
	21	25	3	13161	13171	430	1	5005
						1.000		5205
	36	25	2	13162	13172	430	1	5006
1.000						5206		
40	25	2	13179	13174	free	1	5407	
80	25	1	13290	13240	free	1	5408	

Material: Polycarbonate PC, Halogen Free, self extinguishing class V0 according to UL94

Operating temperature range: -40°C to +130°C

PC HF -40°C +130°C



Family	Height mm	Length m	Tracks	Type metallic grey	Quantity	SW code
STRIP-ROLL-R-HF	9	25	1	13180-HF	1	5020
	15	25	1	13185-HF	1	5030



Directly on suitable surfaces.

printer ROLLY3000 page 60
 ribbons page 63
 rails RT-TAP page 142



STRIP-ROLL

Self adhesive modular component legend strips

on roll

Continuous STRIP-ROLL-A can be used for the identification of modular components.

GENIUSPRO software allows max label length 1.000 mm, with the ability to customise the pitch.



Material: Polyester film with thickened acrylic adhesive.

Operating temperature range: -40°C to +90°C

PET -40°C +90°C



Family	Self adhesive	Height mm	Length mm	Tracks	Type			Length Print area mm	Quantity	SW Code
					white	yellow	metallic grey			
STRIP-ROLL-A	✓	15	20	1	13390	13340	13380	free	1	5015
	✓	20	20	1	13391	13341	13381	free	1	5020

Self adhesive modular component legend strips

on roll

Continuous STRIP-ROLL-A can be used for the identification of modular components.

GENIUSPRO software allows max label length 1.000 mm, with the ability to customise the pitch.



Material: Polyester film, the white colour PET99005WH is UL approved.

Operating temperature range: -40°C to +130°C

Application temperature range: +10°C to +40°C

PET -40°C +130°C



Family	Self adhesive	Height mm	Length mm	Tracks	Type white PET99005WH	Length Print area mm	Quantity	SW Code
630	5102							
1.000	5202							



Directly on suitable surfaces.

printer ROLLY3000 page 60
 ribbons page 63
 rails RT-TAP page 142



GMCTTL

Customisable labels

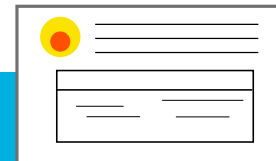
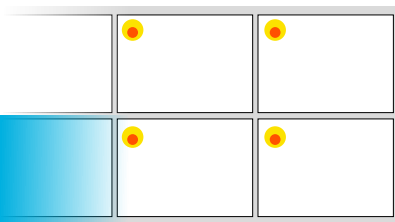

on roll

Print labels with full colour logos.

- more time-efficient, cost-effective and adaptable than having plates printed by external suppliers
- matched aesthetic qualities of all printed labels, markers & legends
- provides complete in-house control of all identification & labelling functions

Free system lifetime support & training is just a call or click away.

To request a quote complete the form on page 194 or download the pdf version from our website.




WE PRE-PRINT...

 YOUR FULL
COLOUR
LOGO

...YOU ADD DATA
WITH
OUR GENIUS PRINTERS
IN SECONDS...

RESULT A HIGH
QUALITY PRINTED
LEGEND OR RATING
PLATE!



DOWNLOAD,
COMPLETE
AND SEND!

TTL

Thermal transfer labels

self adhesive, on a roll

Thermal transfer labels are made from materials which are not temperature sensitive and whose surfaces are treated to accept the pigment from the ribbon heated by the print head.

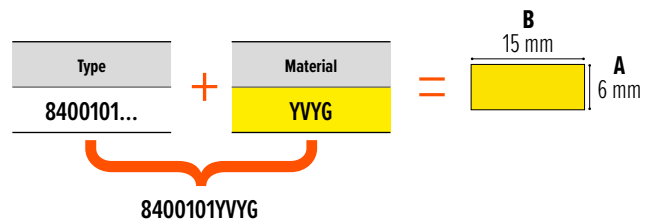
Labels are normally die cut on a roll and arranged horizontally with respect to the printer output, although some are arranged vertically.

When not in use, labels will maintain their good condition if stored in their original packaging and not subject to excessive heat or significant temperature variation. They should be removed from their packaging only at the time of use and not exposed to moisture for long periods.



white		yellow	metallic grey		Material
WVYG	WPYG	YVYG	SVYG	PPYG	
PVC film outdoor PVC99008WH	Polyester film PET99005WH	PVC film outdoor PVC99008YE	PVC film outdoor PVC99008GY	Polyester film PET99005GY	
-30°C	-40°C	-30°C	-30°C	-40°C	Min operating temperature
+70°C	+130°C	+70°C	+70°C	+130°C	Max operating temperature
+10°C	+10°C	+10°C	+10°C	+10°C	Min application temperature
+40°C	+40°C	+40°C	+40°C	+40°C	Max application temperature
gloss	gloss	gloss	gloss	gloss	Surface
80µ	50µ	80µ	73µ	50µ	Thickness
★★★★	★	★★★★	★★★★	★★	UV resistance
✓	✓	✓	✓	✓	Permanent adhesive
					UL approved

Example coding combination according to the dimensions and the material:



THERMAL TRANSFER SYSTEM FOR ROLL MEDIA

SF



Size AxB mm	Tracks	C mm	D mm	Type	white outdoor	white	yellow outdoor	metallic grey outdoor	metallic grey	Quantity	SW code
5 x 12,7	5	80	150	8400001...	WVYG	WPYG	YVYG	SVYG	PPYG	49.500	4125
5 x 20	4	93	150	8400123...	WVYG	WPYG	YVYG	SVYG	PPYG	40.000	4126
5 x 100	1	104	150	8400135...	WVYG	WPYG	YVYG	SVYG	PPYG	10.000	4114
6 x 15	5	90	130	8400101...	WVYG	WPYG	YVYG	SVYG	PPYG	30.000	4100
6,3 x 19	3	67	150	8400005...	WVYG	WPYG	YVYG	SVYG	PPYG	25.665	4129
7 x 10	5	66	150	8400093...	WVYG	WPYG	YVYG	SVYG	PPYG	40.000	4113
7 x 15	4	73	150	8400008...	WVYG	WPYG	YVYG	SVYG	PPYG	32.000	4102
7 x 20	3	70	150	*8401010...	WVYG	WPYG	YVYG	SVYG	PPYG	24.000	4101
8 x 12	4	60	150	8400091...	WVYG	WPYG	YVYG	SVYG	PPYG	29.080	4109
9 x 15	4	73	150	8400092...	WVYG	WPYG	YVYG	SVYG	PPYG	26.660	4107
9 x 20	3	70	150	8400017...	WVYG	WPYG	YVYG	SVYG	PPYG	19.995	4106
9 x 38	2	83	150	8400094...	WVYG	WPYG	YVYG	SVYG	PPYG	13.330	4108
10 x 32	2	70	150	8400081...	WVYG	WPYG	YVYG	SVYG	PPYG	12.300	4146
12 x 25	3	85	150	8400023...	WVYG	WPYG	YVYG	SVYG	PPYG	16.005	4112
12 x 35	2	77	150	8400088...	WVYG	WPYG	YVYG	SVYG	PPYG	10.660	4148
12 x 40	2	87	150	8400024...	WVYG	WPYG	YVYG	SVYG	PPYG	10.660	4149
12,7 x 50	2	107	140	8400028...	WVYG	WPYG	YVYG	SVYG	PPYG	8.000	4153
15 x 20	4	93	150	8400029...	WVYG	WPYG	YVYG	SVYG	PPYG	17.760	4155
15 x 27	3	90	150	*8401008...	WVYG	WPYG	YVYG	SVYG	PPYG	13.320	4120
15 x 34	2	75	140	8400030...	WVYG	WPYG	YVYG	SVYG	PPYG	6.500	4156
15 x 78	1	82	150	8400031...	WVYG	WPYG	YVYG	SVYG	PPYG	4.440	4157
18 x 30	3	100	150	8400032...	WVYG	WPYG	YVYG	SVYG	PPYG	11.415	4105
18 x 47	2	100	150	8400034...	WVYG	WPYG	YVYG	SVYG	PPYG	7.610	4159
21 x 70	1	74	150	8400070...	WVYG	WPYG	YVYG	SVYG	PPYG	3.330	4162
22 x 40	2	87	140	8400038...	WVYG	WPYG	YVYG	SVYG	PPYG	4.800	4164
22 x 110	1	114	150	8400067...	WVYG	WPYG	YVYG	SVYG	PPYG	3.200	4165
25 x 45	2	97	150	8400073...	WVYG	WPYG	YVYG	SVYG	PPYG	5.710	4168
25 x 80	1	84	130	8400075...	WVYG	WPYG	YVYG	SVYG	PPYG	2.100	4170
25,7 x 50	2	107	140	8400041...	WVYG	WPYG	YVYG	SVYG	PPYG	4.200	4172
30 x 50	1	54	150	8400042...	WVYG	WPYG	YVYG	SVYG	PPYG	2.420	4175
30 x 80	1	84	150	8400072...	WVYG	WPYG	YVYG	SVYG	PPYG	2.420	4176
30 x 100	1	104	150	8400044...	WVYG	WPYG	YVYG	SVYG	PPYG	2.420	4177
34 x 60	1	64	170	8400066...	WVYG	WPYG	YVYG	SVYG	PPYG	3.200	4182
37 x 74	1	78	150	8400049...	WVYG	WPYG	YVYG	SVYG	PPYG	2.000	4186
40 x 50	1	54	150	8400063...	WVYG	WPYG	YVYG	SVYG	PPYG	1.860	4189
40 x 60	1	64	150	8400050...	WVYG	WPYG	YVYG	SVYG	PPYG	1.860	4110
40 x 80	1	84	170	8400051...	WVYG	WPYG	YVYG	SVYG	PPYG	2.800	4188
40 x 90	1	94	150	8400083...	WVYG	WPYG	YVYG	SVYG	PPYG	1.860	4121
50 x 70	1	74	106	8400128...	WVYG	WPYG	YVYG	SVYG	PPYG	2.000	4193
50 x 80	1	84	170	8400053...	WVYG	WPYG	YVYG	SVYG	PPYG	2.200	4192
52 x 105	1	110	170	8400054...	WVYG	WPYG	YVYG	SVYG	PPYG	2.100	4194
60 x 50	2	107	125	8400142...	WVYG					1.600	4196
60 x 80	1	84	150	8400055...	WVYG	WPYG	YVYG	SVYG	PPYG	1.265	4195
60 x 100	1	104	170	8400056...	WVYG	WPYG	YVYG	SVYG	PPYG	1.850	4197
75 x 105	1	110	125	8400086...	WVYG	WPYG	YVYG	SVYG	PPYG	600	4199

Rectangular labels, vertical arrangement

SF

Size AxB mm	Tracks	C mm	D mm	Type	white outdoor	white	yellow outdoor	metallic grey outdoor	metallic grey	Quantity	SW code
63 x 45,5	2	98	125	8400052...	WVYG	WPYG	YVYG	SVYG	PPYG	1.500	4250
105 x 90	1	94	150	8400097...	WVYG	WPYG	YVYG	SVYG	PPYG	700	4251
120 x 60	1	64	170	8400057...	WVYG	WPYG	YVYG	SVYG	PPYG	950	4252
120 x 70	1	74	150	8400079...	WVYG	WPYG	YVYG	SVYG	PPYG	650	4253
130 x 64,5	1	70	150	8400058...	WVYG	WPYG	YVYG	SVYG	PPYG	600	4254
140 x 98	1	102	170	8400059...	WVYG	WPYG	YVYG	SVYG	PPYG	800	4255
180 x 37	2	120	125	8400127...	WVYG	WPYG	YVYG	SVYG	PPYG	540	4258
180 x 51	2	110	125	8400095...	WVYG	WPYG	YVYG	SVYG	PPYG	540	4256
180 x 105	1	110	150	8400061...	WVYG	WPYG	YVYG	SVYG	PPYG	500	4257

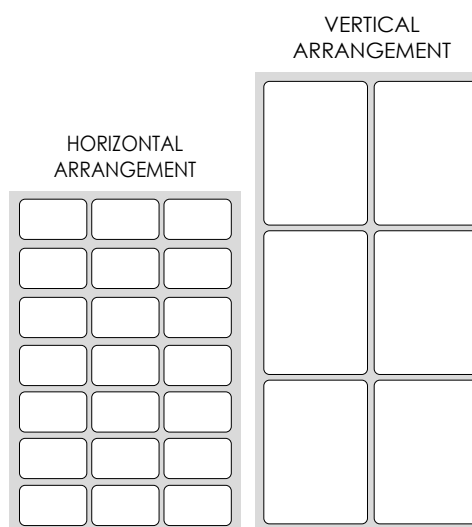
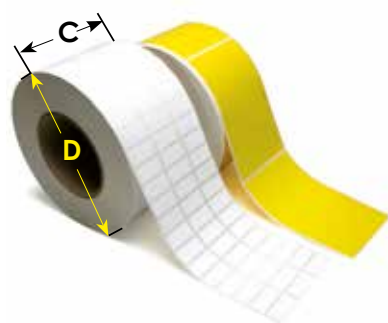
Square labels

SF


Size AxB mm	Tracks	C mm	D mm	Type	white outdoor	white	yellow outdoor	metallic grey outdoor	metallic grey	Quantity	SW code
16 x 16	5	96	150	*8402000...	WVYG	WPYG	YVYG	SVYG	PPYG	21.050	4200
20 x 20	4	93	150	8403000...	WVYG	WPYG	YVYG	SVYG	PPYG	13.900	4201
30 x 30	3	100	150	8403001...	WVYG	WPYG	YVYG	SVYG	PPYG	7.260	4202
40 x 40	2	87	150	*8402003...	WVYG	WPYG	YVYG	SVYG	PPYG	3.720	4203
70 x 70	1	74	170	8403003...	WVYG	WPYG	YVYG	SVYG	PPYG	1.600	4204
100 x 100	1	104	170	8403004...	WVYG	WPYG	YVYG	SVYG	PPYG	1.100	4205

*rounded corners

- Spool diameter Øi 76 mm (3 in.)
- Max print area 105 mm



printer ROLLY3000 page 60
 ribbons page 63



TTF

Continuous material

for thermal transfer printing, on a roll

Continuous material is made from materials which are not temperature sensitive and whose surfaces are treated to accept the pigment from the ribbon heated by the print head.

When not in use, labels will maintain their good condition if stored in their original packaging and not subject to excessive heat or significant temperature variation. They should be removed from their packaging only at the time of use and not exposed to moisture for long periods.



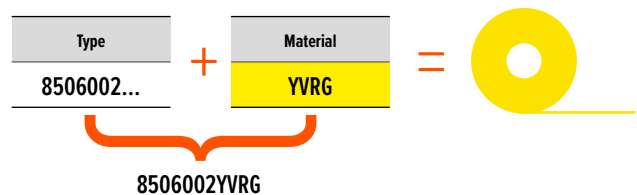
white			yellow			blue	metallic grey		transparent		Material
WVYG	WPYG/5	WPYG	WVRG	YVYG	YVYG/5	YVRG	BVYG/5	SVYG	PPYG	CPYG	
PVC film outdoor PVC99008WH	PVC film outdoor	Polyester film PET99005WH	Rigid PVC	PVC film outdoor PVC99008YE	PVC film outdoor	Rigid PVC	PVC film outdoor	PVC film outdoor PVC99008GY	Polyester film PET99005GY	PET film	
-30°C	-30°C	-40°C	-40°C	-30°C	-30°C	-40°C	-30°C	-30°C	-40°C	-40°C	Min operating temperature
+70°C	+70°C	+130°C	+60°C	+70°C	+70°C	+60°C	+70°C	+70°C	+130°C	+130°C	Max operating temperature
+10°C	+10°C	+10°C	+10°C	+10°C	+10°C	+10°C	+10°C	+10°C	+10°C	+10°C	Min application temperature
+40°C	+40°C	+40°C	+40°C	+40°C	+40°C	+40°C	+40°C	+40°C	+40°C	+40°C	Max application temperature
gloss	gloss	gloss	gloss	gloss	gloss	gloss	gloss	gloss	gloss	gloss	Surface
80µ	140µ	50µ	400µ	73µ	80µ	400µ	80µ	73µ	50µ	23µ	Thickness
★★★★	★★★★	★	★	★★★★	★★★★	★	★★★★	★★★★	★★	★★★	UV resistance
✓	✓	✓		✓	✓		✓	✓	✓	✓	Permanent adhesive
											UL approved

Continuous material



Width mm	Length m	Type	white outdoor	yellow outdoor	Quantity	SW code
100	25	8506002...	WVRG	YVRG	1	4290

Example coding combination according to the dimensions and the material:



printer ROLLY3000..... page 60
 cutter..... page 63
 ribbons..... page 62
 Aluminium mounting plates..... page 79

TTF

Self adhesive continuous material



Width mm	Length m	self-adhesive	Type	white outdoor	yellow outdoor	metallic grey outdoor	metallic grey	transparent	white	Quantity	SW code
25,4	125	✓	8506012...	WVYG	YVYG	SVYG	PPYG	CPYG	WPYG	1	4287
35	125	✓	8506003...	WVYG	YVYG	SVYG	PPYG	CPYG	WPYG	1	4280
40	125	✓	8506004...	WVYG	YVYG	SVYG	PPYG	CPYG	WPYG	1	4281
50	125	✓	8506011...	WVYG	YVYG	SVYG	PPYG	CPYG	WPYG	1	4283
58	125	✓	8506010...	WVYG	YVYG	SVYG	PPYG	CPYG	WPYG	1	4285
80	125	✓	8506001...	WVYG	YVYG	SVYG	PPYG	CPYG	WPYG	1	4282
105	125	✓	8506000...	WVYG	YVYG	SVYG	PPYG	CPYG	WPYG	1	4284

Self adhesive continuous material, reflective finish



Width mm	Length m	self-adhesive	Type	white outdoor	yellow outdoor	blue outdoor	Quantity	SW code
35	24	✓	8506007...	WCYG/5	YCYG/5		1	4280
80	24	✓	8506008...	WCYG/5	YCYG/5		1	4282
105	24	✓	8506006...	WCYG/5	YCYG/5	BCYG/5	1	4284

GMC-AL

Aluminium mounting plates

rounded corners, thickness 0,5 mm

CEMBRE TTL and TTF labels stuck to Aluminium mounting plates are easily fixed to poles, columns, pylons and structures via the slot or holes provided.



When used externally the application of an additional transparent film CPYG, will improve resistance to environmental agents.

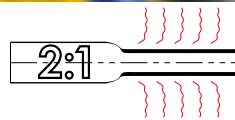
Type	Size mm	Label colour	Fixing	Quantity	Use with
GMC2751S	225 x 120	white	slots	10	TTL8400061, GMC-2700S+TTL8400097
GMC2907S	430 x 120	white	slots	10	
GMC2678S	115 x 200	white	2 holes+ slots	300/100	TTL8400061
GMC2732S	70 x 140		2 holes	50	TTL8400057
GMC3101S	80 x 200	white	2 holes	10	



cutters page 62
 ribbons page 63
 Aluminium mounting plates page 79

TERMO-ROLL M2

Heat shrinkable tubing 2:1



LADDER, ONE SIDE ONLY

ladder & continuous, shrinkage ratio 2:1

M2 type heat shrinkable tubing is used to provide highly legible and resistant identification of cables, pipes, conduits, etc within a minimum space.

Halogen Free composition provides flame retardant and low smoke emission characteristics suitable for many types of application requiring more restrictive safety standards to be met.

Material: Irradiated Polyolefin, shrinkage ratio 2:1; UL STD 224

Operating temperature range: -40°C to +125°C

Minimum shrinkage temperature: > +70°C

Technical

Adherence SAE-AS-5942

Flammability Flame retardant according to UL 224

Meets the requirements for fire testing of materials and components for trains in EN 45545-2




Internal Ø before shrinking mm	Cable ext. Ø range mm	Cable c.s.a range mm ²	Type		Length mm	Tubes per step	Quantity	SW Code
			white	yellow				
2,4	1,6 ÷ 2	0,25 ÷ 0,5	M2-24-12.5-WH1		12,5	4	4.000	4800
			M2-32-12.5-WH1	M2-32-12.5-YE1				
3,2	1,8 ÷ 2,8	0,5 ÷ 1	M2-32-25-WH1	M2-32-25-YE1	25	2	2.000	4812
			M2-32-50-WH1	M2-32-50-YE1				
4,8	2,8 ÷ 4,2	1 ÷ 2,5	M2-48-12.5-WH1	M2-48-12.5-YE1	12,5	4	4.000	4820
			M2-48-25-WH1	M2-48-25-YE1				
			M2-48-50-WH1	M2-48-50-YE1				
6,4	4,2 ÷ 5,8	4 ÷ 6	M2-64-12.5-WH1	M2-64-12.5-YE1	12,5	4	4.000	4830
			M2-64-25-WH1	M2-64-25-YE1				
			M2-64-50-WH1	M2-64-50-YE1				
9,5	5,8 ÷ 8	10 ÷ 16	M2-95-12.5-WH1	M2-95-12.5-YE1	12,5	4	2.000	4840
			M2-95-25-WH1	M2-95-25-YE1				
			M2-95-50-WH1	M2-95-50-YE1				
12,7	8 ÷ 11	25 ÷ 35	M2-127-25-WH1	M2-127-25-YE1	25	2	1.000	4852
			M2-127-50-WH1	M2-127-50-YE1				
19,1	11 ÷ 17	35 ÷ 50		M2-190-12.5-YE1	12,5	4	2.500	4860
			M2-190-25-WH1	M2-190-25-YE1				
			M2-190-50-WH1	M2-190-50-YE1				
25,4	17 ÷ 23	50 ÷ 120	M2-254-25-WH1	M2-254-25-YE1	25	2	600	4872
			M2-254-50-WH1	M2-254-50-YE1				
38,1	23 ÷ 36	120 ÷ 240		M2-381-50-YE1	50	1	100	4884
76,2	40 ÷ 73	-	M2-762-50-WH1		50	1	100	4899

TERMO-ROLL M2




LADDER, ON BOTH SIDES



Internal Ø before shrinking mm	Cable ext. Ø range mm	Cable c.s.a range mm ²	Type		Length mm	Tubes per step	Quantity	SW Code
			white	yellow				
2,4	1,6 ÷ 2	0,25 ÷ 0,5	M2-24-25-WH2	M2-24-25-YE2	25	2	2.000	4802
			M2-24-50-WH2	M2-24-50-YE2	50	1	1.000	4804
3,2	1,8 ÷ 2,8	0,5 ÷ 1	M2-32-25-WH2	M2-32-25-YE2	25	2	2.000	4812
			M2-32-50-WH2	M2-32-50-YE2	50	1	1.000	4814
4,8	2,8 ÷ 4,2	1 ÷ 2,5	M2-48-25-WH2	M2-48-25-YE2	25	2	2.000	4822
			M2-48-50-WH2	M2-48-50-YE2	50	1	1.000	4824
6,4	4,2 ÷ 5,8	4 ÷ 6	M2-64-25-WH2	M2-64-25-YE2	25	2	2.000	4832
			M2-64-50-WH2	M2-64-50-YE2	50	1	1.000	4834
9,5	5,8 ÷ 8	10 ÷ 16	M2-95-25-WH2	M2-95-25-YE2	25	2	1.000	4842
			M2-95-50-WH2	M2-95-50-YE2	50	1	500	4844
12,7	8 ÷ 11	25 ÷ 35	M2-127-25-WH2	M2-127-25-YE2	25	2	1.000	4852
			M2-127-50-WH2	M2-127-50-YE2	50	1	500	4854
19,1	11 ÷ 17	35 ÷ 50	M2-190-25-WH2	M2-190-25-YE2	25	2	1.000	4862
			M2-190-50-WH2	M2-190-50-YE2	50	1	500	4864
25,4	17 ÷ 23	50 ÷ 120	M2-254-25-WH2	M2-254-25-YE2	25	2	600	4872
			M2-254-50-WH2	M2-254-50-YE2	50	1	300	4874
38,1	23 ÷ 36	120 ÷ 240	M2-381-25-WH2	M2-381-25-YE2	25	2	200	4882
			M2-381-50-WH2	M2-381-50-YE2	50	1	100	4884



CONTINUOUS, ON BOTH SIDES



Internal Ø before shrinking mm	Cable ext. Ø range mm	Cable c.s.a range mm ²	Type		Length m	Quantity	SW Code
			white	yellow			
2,4	1,6 ÷ 2	0,25 ÷ 0,5	M2-24-WH3	M2-24-YE3	20	1	7000
			M2-24-WH3-50*	M2-24-YE3-50*	50	1	7000
3,2	1,8 ÷ 2,8	0,5 ÷ 1	M2-32-WH3	M2-32-YE3	20	1	7010
			M2-32-WH3-100*	M2-32-YE3-100*	100	1	7010
4,8	2,8 ÷ 4,2	1 ÷ 2,5	M2-48-WH3	M2-48-YE3	20	1	7020
			M2-48-WH3-100*	M2-48-YE3-100*	100	1	7020
6,4	4,2 ÷ 5,8	4 ÷ 6	M2-64-WH3	M2-64-YE3	20	1	7030
			M2-64-WH3-100*	M2-64-YE3-100*	100	1	7030
9,5	5,8 ÷ 8	10 ÷ 16	M2-95-WH3	M2-95-YE3	15	1	7040
			M2-95-WH3-100*	M2-95-YE3-100*	100	1	7040
12,7	8 ÷ 11	25 ÷ 35	M2-127-WH3	M2-127-YE3	15	1	7050
			M2-127-WH3-100*	M2-127-YE3-100*	100	1	7050
19,1	11 ÷ 17	35 ÷ 50	M2-190-WH3	M2-190-YE3	15	1	7060
			M2-190-WH3-100*	M2-190-YE3-100*	100	1	7060
25,4	17 ÷ 23	50 ÷ 120	M2-254-WH3	M2-254-YE3	15	1	7070
			M2-254-WH3-100*	M2-254-YE3-100*	100	1	7070
38,1	23 ÷ 36	120 ÷ 240	M2-381-WH3	M2-381-YE3	15	1	7080
			M2-381-WH3-60*	M2-381-YE3-60*	60	1	7080
50,8	27 ÷ 49	240 ÷ 400	M2-508-WH3	M2-508-YE3	15	1	7090
			M2-508-WH3-60*	M2-508-YE3-60*	60	1	7090

*Use with desk-dispenser DSPB-TCS (see page 62)

TERMO-ROLL M3

Heat shrinkable tubing 3:1



ladder & continuous, shrinkage ratio 3:1

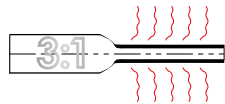
M3 type heat shrinkable tubing is used to provide highly legible and resistant identification of cables, pipes, conduits, etc within a minimum space.

High fire resistance and a 3:1 shrinkage ratio to cover a wide range of cable diameters enable suitability for many industrial applications.

Material: Irradiated Polyolefin, shrinkage ratio 3:1

Operating temperature range: -55°C to +135°C

Minimum shrinkage temperature: > +90°C



Technical

Flammability, flame-retardant according to

SAE-AMS-DTL-23053/5 class 1

UL 224 125°C 600V VW-1



LADDER, ONE SIDE ONLY



Internal Ø before shrinking mm	Cable ext. Ø range mm	Cable c.s.a range mm ²	Type		Length mm	Tubes per step	Quantity	SW Code
			white	yellow				
4,8	1,8 ÷ 4,2	0,5 ÷ 2,5	M3-48-12.5-WH1	M3-48-12.5-YE1	12,5	4	4.000	4820
			M3-48-25-WH1	M3-48-25-YE1	25	2	2.000	4822
			M3-48-50-WH1	M3-48-50-YE1	50	1	1.000	4824
6,4	2,5 ÷ 5,8	1 ÷ 6	M3-64-12.5-WH1	M3-64-12.5-YE1	12,5	4	4.000	4830
			M3-64-25-WH1	M3-64-25-YE1	25	2	2.000	4832
			M3-64-50-WH1	M3-64-50-YE1	50	1	1.000	4834
9,5	3,8 ÷ 8	4 ÷ 16	M3-95-12.5-WH1	M3-95-12.5-YE1	12,5	4	2.000	4840
			M3-95-25-WH1	M3-95-25-YE1	25	2	1.000	4842
			M3-95-50-WH1	M3-95-50-YE1	50	1	500	4844
12,7	4,85 ÷ 11	6 ÷ 35	M3-127-12.5-WH1	M3-127-12.5-YE1	12,5	4	2.000	4850
			M3-127-25-WH1	M3-127-25-YE1	25	2	1.000	4852
			M3-127-50-WH1	M3-127-50-YE1	50	1	500	4854
19	7 ÷ 17	16 ÷ 50	M3-190-50-WH1	M3-190-50-YE1	50	1	500	4864
25,4	9 ÷ 23	25 ÷ 120	M3-254-50-WH1	M3-254-50-YE1	50	1	300	4874
38,1	23 ÷ 36	120 ÷ 240	M3-381-50-WH1		50	1	100	4884

TERMO-ROLL M3



LADDER, ON BOTH SIDES

irradiated
PO **-55°C** **+135°C**



Internal Ø before shrinking mm	Cable ext. Ø range mm	Cable c.s.a range mm ²	Type		Length mm	Tubes per step	Quantity	SW Code
			white	yellow				
2,4	1 ÷ 2,2	0,25 ÷ 0,5	M3-24-25-WH2	M3-24-25-YE2	25	2	2.000	4802
			M3-24-50-WH2	M3-24-50-YE2	50	1	1.000	4804
3,2	1,2 ÷ 2,8	0,25 ÷ 1	M3-32-25-WH2	M3-32-25-YE2	25	2	2.000	4812
			M3-32-50-WH2	M3-32-50-YE2	50	1	1.000	4814
4,8	1,8 ÷ 4,2	0,5 ÷ 2,5	M3-48-25-WH2	M3-48-25-YE2	25	2	2.000	4822
			M3-48-50-WH2	M3-48-50-YE2	50	1	1.000	4824
6,4	2,5 ÷ 5,8	1 ÷ 6	M3-64-25-WH2	M3-64-25-YE2	25	2	2.000	4832
			M3-64-50-WH2	M3-64-50-YE2	50	1	1.000	4834
9,5	3,8 ÷ 8	4 ÷ 16	M3-95-25-WH2	M3-95-25-YE2	25	2	1.000	4842
			M3-95-50-WH2	M3-95-50-YE2	50	1	500	4844
12,7	4,85 ÷ 11	6 ÷ 35	M3-127-25-WH2	M3-127-25-YE2	25	2	1.000	4852
			M3-127-50-WH2	M3-127-50-YE2	50	1	500	4854
19	7 ÷ 17	16 ÷ 50	M3-190-25-WH2	M3-190-25-YE2	25	2	1.000	4862
			M3-190-50-WH2	M3-190-50-YE2	50	1	500	4864
25,4	9 ÷ 23	25 ÷ 120	M3-254-25-WH2	M3-254-25-YE2	25	2	600	4872
			M3-254-50-WH2	M3-254-50-YE2	50	1	300	4874



CONTINUOUS, ON BOTH SIDES

irradiated
PO **-55°C** **+135°C**



Internal Ø before shrinking mm	Cable ext. Ø range mm	Cable c.s.a range mm ²	Type		Length m	Quantity	SW Code
			white	yellow			
2,4	1 ÷ 2,2	0,25 ÷ 0,5	M3-24-WH3		20	1	7000
			M3-24-WH3-50*		50	1	7000
3,2	1,2 ÷ 2,8	0,25 ÷ 1	M3-32-WH3		20	1	7010
			M3-32-WH3-100*		100	1	7010
4,8	1,8 ÷ 4,2	0,5 ÷ 2,5	M3-48-WH3	M3-48-YE3	20	1	7020
			M3-48-WH3-100*		100	1	7020
6,4	2,5 ÷ 5,8	1 ÷ 6	M3-64-WH3	M3-64-YE3	20	1	7030
			M3-64-WH3-100*		100	1	7030
9,5	3,8 ÷ 8	4 ÷ 16	M3-95-WH3	M3-95-YE3	15	1	7040
			M3-95-WH3-100*		100	1	7040
12,7	4,8 ÷ 11	6 ÷ 35	M3-127-WH3	M3-127-YE3	15	1	7050
			M3-127-WH3-100*		100	1	7050
19	7 ÷ 17	16 ÷ 50	M3-190-WH3	M3-190-YE3	15	1	7060
			M3-190-WH3-100*		100	1	7060
25,4	9 ÷ 23	25 ÷ 120	M3-254-WH3	M3-254-YE3	15	1	7070

*Use with desk-dispenser DSPB-TCS (see page 62)



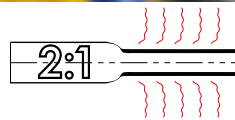
Insert the cable into the tube, shrink by applying a hot air flow.

heat gun EHG 2000 page 62
support frame page 62
ribbons page 63



TERMO-ROLL H2

Heat shrinkable tubing 2:1



LADDER, ONE SIDE ONLY

ladder & continuous, shrinkage ratio 2:1

H2 type heat shrinkable tubing is used to provide highly legible and resistant identification of cables, pipes, conduits, etc within a minimum space.

Halogen Free composition provides flame retardant and low smoke emission characteristics suitable for safety critical applications including closed environments such as tunnels and subways, rail installations, marine and industrial applications.

Material: Irradiated Polyolefin, shrinkage ratio 2:1

Operating temperature range: -55°C to +105°C

Minimum shrinkage temperature: > +90°C

Technical

Resistance to liquids, after the shrinkage

MIL-STD-202H / EN 50343 - Annex H / LUL C3349

SAE AS-5942

Meets the requirements for fire testing of materials and components for trains in EN 45545-2 and NFPA 130.


irradiated PO
HF
-55°C
+105°C
ROLLY
EN 45545-2
RoHS COMPLIANT 2011/65/EU

Internal Ø before shrinking mm	Cable ext. Ø range mm	Cable c.s.a range mm ²	Type		Length mm	Tubes per step	Quantity	SW Code
			white	yellow				
2,4	1,6 ÷ 2	0,25 ÷ 0,5	H2-24-12.5-WH1		12,5	4	4.000	4800
			H2-24-25-WH1	H2-24-25-YE1	25	2	2.000	4802
			H2-24-50-WH1		50	1	1.000	4804
3,2	1,8 ÷ 2,8	0,5 ÷ 1	H2-32-12.5-WH1	H2-32-12.5-YE1	12,5	4	4.000	4810
			H2-32-25-WH1	H2-32-25-YE1	25	2	2.000	4812
			H2-32-50-WH1	H2-32-50-YE1	50	1	1.000	4814
4,8	2,8 ÷ 4,2	1 ÷ 2,5	H2-48-12.5-WH1	H2-48-12.5-YE1	12,5	4	4.000	4820
			H2-48-25-WH1	H2-48-25-YE1	25	2	2.000	4822
			H2-48-50-WH1	H2-48-50-YE1	50	1	1.000	4824
6,4	4,2 ÷ 5,8	4 ÷ 6	H2-64-12.5-WH1	H2-64-12.5-YE1	12,5	4	4.000	4830
			H2-64-19-WH1	H2-64-19-YE1	19	2	2.000	4831
			H2-64-25-WH1	H2-64-25-YE1	25	2	2.000	4832
			H2-64-38-WH1	H2-64-38-YE1	38	1	1.000	4833
9,5	5,8 ÷ 8	10 ÷ 16	H2-64-50-WH1	H2-64-50-YE1	50	1	1.000	4834
			H2-95-12.5-WH1	H2-95-12.5-YE1	12,5	4	2.000	4840
			H2-95-25-WH1	H2-95-25-YE1	25	2	1.000	4842
12,7	8 ÷ 11	25 ÷ 35	H2-95-50-WH1	H2-95-50-YE1	50	1	500	4844
			H2-127-50-WH1	H2-127-50-YE1	50	1	500	4854
19,1	11 ÷ 17	35 ÷ 50	H2-190-50-WH1	H2-190-50-YE1	50	1	500	4864
25,4	17 ÷ 23	50 ÷ 120	H2-254-50-WH1	H2-254-50-YE1	50	1	300	4874
38,1	23 ÷ 36	120 ÷ 240	H2-381-50-WH1	H2-381-50-YE1	50	1	100	4884
50,8	23 ÷ 48	240 ÷ 400	H2-508-50-WH1		50	1	100	4894

TERMO-ROLL H2




LADDER, ON BOTH SIDES



Internal Ø before shrinking mm	Cable ext. Ø range mm	Cable c.s.a range mm ²	Type		Length mm	Tubes per step	Quantity	SW Code
			white	yellow				
2,4	1,6 ÷ 2	0,25 ÷ 0,5	H2-24-25-WH2	H2-24-25-YE2	25	2	2.000	4802
			H2-24-50-WH2	H2-24-50-YE2	50	1	1.000	4804
3,2	1,8 ÷ 2,8	0,5 ÷ 1	H2-32-25-WH2	H2-32-25-YE2	25	2	2.000	4812
			H2-32-50-WH2	H2-32-50-YE2	50	1	1.000	4814
			H2-32-50-WH2BULK		50	1	5.000	4814
4,8	2,8 ÷ 4,2	1 ÷ 2,5	H2-48-25-WH2	H2-48-25-YE2	25	2	2.000	4822
			H2-48-50-WH2	H2-48-50-YE2	50	1	1.000	4824
			H2-48-50-WH2BULK		50	1	5.000	4824
6,4	4,2 ÷ 5,8	4 ÷ 6	H2-64-25-WH2	H2-64-25-YE2	25	2	2.000	4832
			H2-64-50-WH2	H2-64-50-YE2	50	1	1.000	4834
			H2-64-50-WH2BULK		50	1	3.000	4834
9,5	5,8 ÷ 8	10 ÷ 16	H2-95-25-WH2	H2-95-25-YE2	25	2	1.000	4842
			H2-95-50-WH2	H2-95-50-YE2	50	1	500	4844
			H2-95-50-WH2BULK		50	1	2.000	4844
12,7	8 ÷ 11	25 ÷ 35	H2-127-25-WH2	H2-127-25-YE2	25	2	1.000	4852
			H2-127-50-WH2	H2-127-50-YE2	50	1	500	4854
19,1	11 ÷ 17	35 ÷ 50	H2-190-25-WH2	H2-190-25-YE2	25	2	1.000	4862
			H2-190-50-WH2	H2-190-50-YE2	50	1	500	4864
25,4	17 ÷ 23	50 ÷ 120	H2-254-25-WH2	H2-254-25-YE2	25	2	600	4872
			H2-254-50-WH2	H2-254-50-YE2	50	1	300	4874
38,1	23 ÷ 36	120 ÷ 240	H2-381-25-WH2	H2-381-25-YE2	25	2	200	4882
			H2-381-50-WH2	H2-381-50-YE2	50	1	100	4884
50,8	23 ÷ 48	240 ÷ 400	H2-508-50-WH2	H2-508-50-YE2	50	1	100	4894



CONTINUOUS, ON BOTH SIDES



Internal Ø before shrinking mm	Cable ext. Ø range mm	Cable c.s.a range mm ²	Type		Length m	Quantity	VPE
			white	yellow			
2,4	1,6 ÷ 2	0,25 ÷ 0,5	H2-24-WH3	H2-24-YE3	20	1	7000
			H2-24-WH3-50*	H2-24-YE3-50*	50	1	7000
3,2	1,8 ÷ 2,8	0,5 ÷ 1	H2-32-WH3	H2-32-YE3	20	1	7010
			H2-32-WH3-100*	H2-32-YE3-100*	100	1	7010
4,8	2,8 ÷ 4,2	1 ÷ 2,5	H2-48-WH3	H2-48-YE3	20	1	7020
			H2-48-WH3-100*	H2-48-YE3-100*	100	1	7020
6,4	4,2 ÷ 5,8	4 ÷ 6	H2-64-WH3	H2-64-YE3	20	1	7030
			H2-64-WH3-100*	H2-64-YE3-100*	100	1	7030
9,5	5,8 ÷ 8	10 ÷ 16	H2-95-WH3	H2-95-YE3	15	1	7040
			H2-95-WH3-100*	H2-95-YE3-100*	100	1	7040
12,7	8 ÷ 11	25 ÷ 35	H2-127-WH3	H2-127-YE3	15	1	7050
			H2-127-WH3-100*	H2-127-YE3-100*	100	1	7050
19	11 ÷ 17	35 ÷ 50	H2-190-WH3	H2-190-YE3	15	1	7060
			H2-190-WH3-100*	H2-190-YE3-100*	100	1	7060
25,4	17 ÷ 23	50 ÷ 120	H2-254-WH3	H2-254-YE3	15	1	7070
			H2-254-WH3-100*	H2-254-YE3-100*	100	1	7070
38,1	23 ÷ 36	120 ÷ 240	H2-381-WH3	H2-381-YE3	15	1	7080
			H2-381-WH3-60*	H2-381-YE3-60*	60	1	7080
50,8	27 ÷ 48	240 ÷ 400	H2-508-WH3	H2-508-YE3	15	1	7090
			H2-508-WH3-60*	H2-508-YE3-60*	60	1	7090

*Use with desk-dispenser DSPB-TCS (see page 62)

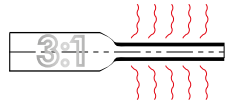
In the CEMBRE range are present other heat shrinkable tube grades dedicated for rollingstock applications:

TERMO-ROLL F2 tube made of heat shrinkable 2:1 polyolefin tubing with ideal printable properties for identification purpose, which provides fluid resistance as per EN50343 standard.

(for details see the CEMBRE Rail Catalogue)

TERMO-ROLL H3

Heat shrinkable tubing 3:1



ladder & continuous, shrinkage ratio 3:1

H3 type heat shrinkable tubing is used to provide highly legible and resistant identification of cables, pipes, conduits, etc within a minimum space.

High flexibility, fire resistance and a 3:1 shrinkage ratio to cover a wide range of cable diameters enable suitability for many industrial and technological applications.

Material: Irradiated Polyolefin, shrinkage ratio 3:1

Operating temperature range: -55°C to +135°C

Minimum shrinkage temperature: > +90°C

Technical

CSA recognised

Flammability

Flame retardant according to
SAE-AMS-DTL-23053/5 class 1&3,
UL 224 125°C 600V VW-1



LADDER, ONE SIDE ONLY



Internal Ø before shrinking mm	Cable ext. Ø range mm	Cable c.s.a range mm ²	Type		Length mm	Tubes per step	Quantity	SW Code
			white	yellow				
4,8	1,8 ÷ 4,2	0,5 ÷ 2,5	H3-48-12.5-WH1	H3-48-12.5-YE1	12,5	4	4.000	4920
			H3-48-25-WH1	H3-48-25-YE1	25	2	2.000	4922
			H3-48-50-WH1	H3-48-50-YE1	50	1	1.000	4924
6	2,5 ÷ 5,5	1 ÷ 6	H3-60-12.5-WH1	H3-60-12.5-YE1	12,5	4	4.000	4930
			H3-60-25-WH1	H3-60-25-YE1	25	2	2.000	4932
			H3-60-50-WH1	H3-60-50-YE1	50	1	1.000	4934
9	4 ÷ 8	4 ÷ 16	H3-90-12.5-WH1	H3-90-12.5-YE1	12,5	4	2.000	4940
			H3-90-25-WH1	H3-90-25-YE1	25	2	1.000	4942
			H3-90-50-WH1	H3-90-50-YE1	50	1	500	4944
12	5 ÷ 11	6 ÷ 35	H3-120-12.5-WH1	H3-120-12.5-YE1	12,5	4	2.000	4950
			H3-120-25-WH1	H3-120-25-YE1	25	2	1.000	4952
			H3-120-50-WH1	H3-120-50-YE1	50	1	500	4954
18	6,5 ÷ 17	16 ÷ 50	H3-180-12.5-WH1	H3-180-12.5-YE1	12,5	4	2.000	4960
			H3-180-25-WH1	H3-180-25-YE1	25	2	1.000	4962
			H3-180-50-WH1	H3-180-50-YE1	50	1	500	4964
24	9 ÷ 23	25 ÷ 120	H3-240-50-WH1	H3-240-50-YE1	50	1	300	4974

TERMO-ROLL H3



LADDER, ON BOTH SIDES



Internal Ø before shrinking mm	Cable ext. Ø range mm	Cable c.s.a range mm ²	Type		Length mm	Tubes per step	Quantity	SW Code
			white	yellow				
3	1,2 ÷ 2,8	0,25 ÷ 1	H3-30-25-WH2	H3-30-25-YE2	25	2	2.000	4912
			H3-30-50-WH2	H3-30-50-YE2	50	1	1.000	4914
4,8	1,8 ÷ 4,2	0,5 ÷ 2,5	H3-48-25-WH2	H3-48-25-YE2	25	2	2.000	4922
			H3-48-50-WH2	H3-48-50-YE2	50	1	1.000	4924
6	2,5 ÷ 5,5	1 ÷ 6	H3-60-25-WH2	H3-60-25-YE2	25	2	2.000	4932
			H3-60-50-WH2	H3-60-50-YE2	50	1	1.000	4934
9	4 ÷ 8	4 ÷ 16	H3-90-25-WH2	H3-90-25-YE2	25	2	1.000	4942
			H3-90-50-WH2	H3-90-50-YE2	50	1	500	4944
12	5 ÷ 11	6 ÷ 35	H3-120-25-WH2	H3-120-25-YE2	25	2	1.000	4952
			H3-120-50-WH2	H3-120-50-YE2	50	1	500	4954
18	6,5 ÷ 17	16 ÷ 50	H3-180-25-WH2	H3-180-25-YE2	25	2	1.000	4962
			H3-180-50-WH2	H3-180-50-YE2	50	1	500	4964
24	9 ÷ 23	25 ÷ 120	H3-240-25-WH2	H3-240-25-YE2	25	1	600	4972
			H3-240-50-WH2	H3-240-50-YE2	50	1	300	4974
39	15 ÷ 37	50 ÷ 185	H3-390-50-WH2	H3-390-50-YE2	50	1	100	4984



CONTINUOUS, ON BOTH SIDES



Internal Ø before shrinking mm	Cable ext. Ø range mm	Cable c.s.a range mm ²	Type		Length m	Quantity	SW Code
			white	yellow			
4,8	1,8 ÷ 4,2	0,5 ÷ 2,5	H3-48-WH3	H3-48-YE3	20	1	7120
6	2,5 ÷ 5,5	1 ÷ 6	H3-60-WH3	H3-60-YE3	20	1	7130
9	4 ÷ 8	4 ÷ 16	H3-90-WH3	H3-90-YE3	15	1	7140
12	5 ÷ 11	6 ÷ 35	H3-120-WH3	H3-120-YE3	15	1	7150
18	6,5 ÷ 17	16 ÷ 50	H3-180-WH3	H3-180-YE3	15	1	7160
24	9 ÷ 23	25 ÷ 120	H3-240-WH3	H3-240-YE3	15	1	7170
39	15 ÷ 37	50 ÷ 185		H3-390-YE3	15	1	7180
			H3-390-WH3-60		60	1	7180

In the CEMBRE range are present other heat shrinkable tube grades dedicated for rollingstock applications:
TERMO-ROLL D3 tube made of diesel resistant heat shrinkable 3:1 polyolefin tubing with ideal printable properties for identification purpose, which provides fluid resistance as per NF-F00-608 standard.
 (for details see the CEMBRE Rail Catalogue)



Insert the cable into the tube, shrink by applying a hot air flow.

heat gun EHG2000 page 62
 support frame page 62
 ribbons page 63

SMP

Stainless steel tie-on tags

for aggressive environments

Stainless Steel tie-on tags for the identification of cables, wiring and ducts in arduous applications such as: offshore platforms, shipbuilding, mining, underground, petrochemical, floating units for the production, storage and unloading of oil, refineries, railway infrastructure, food industry, solar field and, in general, where high resistance to aggressive environments is essential.



Material: AISI 316L Stainless steel

Operating temperature range:

up to +800°C (continuous)

up to +850°C (short periods)

Stainless
Steel
AISI

Size mm	N° text lines	N° characters per lines	Max numbers of characters	Type	Metal tie max width mm	Quantity
10 x 90	1	23	23	SMP01A10X90	4,6	500
20 x 90	3	23	69	SMP01A20X90	4,6	250




Directly on components using appropriate cable ties.

Stainless Steel INOX AISI 304 cable ties page 90
insulated Stainless Steel INOX AISI 304 cable ties . page 91



SMP

CEMBRE offers a personalised embossing service for the stainless steel tie-on tags



solar fields



offshore platforms



mining



floating units



food industry



petrochemical

SERIE GX

Stainless Steel AISI 304 cable ties



Unique ball locking mechanism that allows simple and rapid installation and secure locking.

High tensile strength.

Nonflammability.

Material: AISI 304 Stainless Steel

High resistance to Acetic Acid, Alkalies, Sulphuric Acid, Corrosion, etc. In general very resistant to most hostile environments.

Operating temperature range: -80°C to +500°C

Stainless Steel
AISI 304
-80°C +500°C



Width mm	Length mm	Type	Ø max. bundle mm	Min. loop tensile strength kg	Quantity
4,5	200	GX200X4.5	50	46	100
	300	GX300X4.5	76		100
	370	GX370X4.5	102		100
	520	GX520X4.5	156		100



5527030079



Installation tool for Stainless Steel cable ties.

Type 5527030079

Width up to 7,9 mm

With cutting device

Weight: 0,56 kg

Length: 180 mm



Aluminium plates GMC-AL page 79
Stainless Steel tie-on tags SMP page 88



SERIE GXAC

*Insulated Stainless Steel INOX AISI 316 cable ties**Polyester coated*

STAINLESS STEEL AISI 316 cable ties for the most corrosive environments, coated with Polyester for better outdoor use. Smooth surface and rounded edges to ensure cable protection and user safety.

Equipped with an original ball-type closing mechanism that allows an easy and fast installation and prevents re-opening.

High resistance to acetic and sulfuric acids, to alkaline products and resistant to corrosion in the most adverse environments.

High tensile strength. Nonflammability.



Material: INOX AISI 316 Stainless steel, Polyester coated

Operating temperature range: -40°C to +150°C



Width mm	Length mm	Type	Ø max. bundle mm	Min. loop tensile strength kg	Quantity
4,6	125	GXAC125X4.6	38,0	46	100
	150	GXAC150X4.6	46,0		100
	200	GXAC200X4.6	61,9		100
	260	GXAC260X4.6	81,0		100
	290	GXAC290X4.6	90,6		100
	360	GXAC360X4.6	112,8		100
	520	GXAC520X4.6	163,8		100
	680	GXAC680X4.6	214,8		100
	840	GXAC840X4.6	265,7		100



Aluminium plates GMC-AL page 79
Stainless Steel tie-on tags SMP page 88



M1011KIT

Label Embosser

for industrial-strength metal embossed labels

The industrial-strength RhinoM1011 embosses 12 mm stainless steel and Aluminum labels – with or without adhesive – that resist extreme weather, temperature, chemical and UV exposure.

This tough, durable embosser features an easy-to-use label cutting handle that cuts square or rounded edges, hole and cable tie punches, a trailing-edge measuring gauge and a rugged Cast-Aluminum frame to withstand tough working conditions.

With a deep emboss to ensure excellent character legibility, the RhinoM1011 is every bit as tough and durable as the labels it creates.



M1011KIT includes:

- M1011 Label Embosser with a horizontal Character Wheel and a reverse Image Character Wheel
- One non-Adhesive Aluminium Labels Roll 12 mm x 3.5 m **32500**
- One non-Adhesive Stainless Steel Labels Roll 12 mm x 5 m **31000**
- Hard Carry Case

Metallic ribbons

for embosser RhinoM1011



Size mm	Self adhesive	Type	Material	Rolls	Quantity
12 x 6,4		32500	Stainless Steel	10	1
12 x 4,8		31000	Aluminium	10	1
12 x 3,65	✓	35800	Aluminium	10	1

Manual cable marking system

Provides alternative manual systems for identifying cables, tubes, conduit, components and equipment.

- PMP push in cable markers
- RMS and FMS push on ring cable markers & flat ring markers
- SM snap on cable markers

PUSH IN CABLE MARKERS WITH HOLDERS

PMP markers are very simple to use: the appropriate characters are collected in order on the insertion tool then pushed into the transparent holder mounted on the cable.

PUSH ON RING CABLE MARKERS&FLAT RING MARKERS

RMS push on ring cable markers available in four range-taking sizes for marking cables with external diameters from 1,3 to 16 mm (0.05 to 0.62 in.)

FMS flat ring markers printed black on yellow, push onto tie on carriers for attachment to large diameter cables, etc.

LABELS

Alphanumeric signs in PVC film.

PRE-PRINTED MARKERS

Pre-printed cable markers essential for marking the optical fiber to the completed wiring.

SNAP ON CABLE MARKERS

Minimum overall size snap on cable markers are particularly useful for applications where there is limited space between cables. It is unquestionably the best solution for small cross section conductors and for local network cables and can be fitted even after the conductors are connected.

Indispensable for identifying already completed wiring!

RINGCABLESYS



PMP-30

Push in cable markers



Polyamide, in strips

PMP markers are very simple to use: the appropriate characters are collected in order on the insertion tool then pushed into the transparent holder mounted on the cable.

Once inserted, the characters are protected from degradation by Water, Alcohol, Acids, Alkalis and numerous Solvents.

Characters are available printed in black on white or yellow backgrounds, or colour coded according IEC Standard 757.

PM transparent marker holders can be premounted on cables for later insertion of marking characters without affecting the wiring.

PM transparent holders, in seven range-taking sizes, for identifying cables from 0,10 to 240 mm². PM-ET self adhesive transparent holders for identifying components and equipment.

PA6.6 -30°C +90°C



Printed	Type		Quantity	Printed	Type		Quantity	Printed	Type		Quantity
	white	yellow			white	yellow			white	yellow	
0	23129-0	23124-0	500	P	23129-P	23124-P	500	0	23120-0	500	
1	23129-1	23124-1	500	Q	23129-Q	23124-Q	500		23123-	500	
2	23129-2	23124-2	500	R	23129-R	23124-R	500	1	23121-1	500	
3	23129-3	23124-3	500	S	23129-S	23124-S	500		23121-	500	
4	23129-4	23124-4	500	T	23129-T	23124-T	500	2	23122-2	500	
5	23129-5	23124-5	500	U	23129-U	23124-U	500	+	23122-PLS	500	
6	23129-6	23124-6	500	V	23129-V	23124-V	500		23122-	500	
7	23129-7	23124-7	500	W	23129-W	23124-W	500	3	23123-3	500	
8	23129-8	23124-8	500	X	23129-X	23124-X	500		23123-	500	
9	23129-9	23124-9	500	Y	23129-Y	23124-Y	500	5	23125-5	500	
A	23129-A	23124-A	500	Z	23129-Z	23124-Z	500		23125-	500	
B	23129-B	23124-B	500		23129-	23124-	500	6	23126-6	500	
C	23129-C	23124-C	500	+	23129-PLS	23124-PLS	500	-	23126-MNS	500	
D	23129-D	23124-D	500	-	23129-MNS	23124-MNS	500		23126-	500	
E	23129-E	23124-E	500	=	23129-EQL	23124-EQL	500	7	23127-7	500	
F	23129-F	23124-F	500	~	23129-AC	23124-AC	500		23127-	500	
G	23129-G	23124-G	500	.	23129-DOT	23124-DOT	500	8	23128-8	500	
H	23129-H	23124-H	500	,	23129-COM	23124-COM	500		23128-	500	
I	23129-I	23124-I	500	/	23129-STK	23124-STK	500				
J	23129-J	23124-J	500	:	23129-CLN	23124-CLN	500				
K	23129-K	23124-K	500	Δ	23129-DELTA	23124-DELTA	500				
L	23129-L	23124-L	500	⋈	23129-STAR	23124-STAR	500				
M	23129-M	23124-M	500	∅	23129-DIA	23124-DIA	500				
N	23129-N	23124-N	500	⏏	23129-GND	23124-GND	500				
O	23129-O	23124-O	500								

PMP-30

Material: Polyamide 6.6, self extinguishing. Excellent stability and mechanical strength, high temperature resistance

Operating temperature range: -30°C to +90°C

Tools for markers PMP-30

Carriers for markers PMP-30

Each modular carrier for PMP-30 can hold 5 strips of markers. Modules may be combined ad infinitum.

PMP-ST 990002 carrier set, consisting of 5 modules (for 25 strips, 500 markers) is supplied with non-slip rubber feet.

The marker strip is inserted vertically, with no risk of loss of markers.

STARTkit PMP-30

for holders PM

The kits contain:

- PMP-30 characters, black on white (numbers, letter and symbols)
- PM transparent holders
- 1x PMP-ST carrier set for 25 strips
- 1x insertion tool PMP-SMT length 15 mm

carrier PMP-ST



ex traction tool PMP-ET



insertion tool PMP-SMT



Family	Description	Type	Tab length mm	Quantity
PMP-SMT	insertion tool	990005	15	1
		990006	20	1
PMP-ET	extraction tool	9900018	15	1

Family	Description	Type	Strips accommodated	Quantity
PMP-ST	single module	990001	5	1
	carrier set	990002	25	1

Family	Type	Quantity
STARTKIT	990050	1
	990051L	1

Product Family	Product Type	Type 990050	Type 990051L
		Quantity	Quantity
PMP-30	23129-0	500	100
	23129-1	500	100
	23129-2	500	100
	23129-3	500	100
	23129-4	500	100
	23129-5	500	100
	23129-6	500	100
	23129-7	500	100
	23129-8	500	100
	23129-9	500	100
	23129-R	500	100
	23129-S	500	100
	23129-T	500	100
	23129-U	500	100
	23129-V	500	100
	23129-W	500	100
	23129-X	500	100
	23129-Y	500	100
	23129-Z	500	100
	23129-N	500	100
23129-PLS	500	100	
23129-MNS	500	100	
23129-EQL	500	100	
23129-AC	500	100	
23129-GND	500	100	
PM-01	50112	1.000	1.000
PM-02	50212	1.000	1.000
PM-03	50312	500	500
PM-04	50411	500	
PMP-ST	990002	1	1
PMP-SMT	990005	1	1



tag holders PM..... page 127

tag holders PM-AC..... page 130
tag holders PM-ET page 131



RMS-01

Push on ring cable markers



alphanumeric

RMS push on ring cable markers available in four range-taking sizes for marking cables with external diameters from 1,3 to 16 mm. Characters are printed in black on a white or yellow background, or according to the IEC 757 colour code for numbered or unprinted versions. Made from soft PVC, self extinguishing according to V0 (UL 94), they are chevron cut for perfect alignment on the conductor. Characters are printed by a hot process, making a slight impression in the material to maintain indelible marking over time.

Material: Soft PVC, self extinguishing V0 according to UL94

Operating temperature range: -30°C to +90°C

Cable ext. Ø range 1,3 ÷ 3 mm

C.s.a range 0,35 ÷ 1 mm²



Printed	Type		Quantity bag	Printed	Type		Quantity bag	Printed	Type		Quantity bag
	white	yellow			white	yellow			white	yellow	
0	59549-0	59544-0	1.000	R	59549-R	59544-R	1.000	0	59540-0	1.000	
1	59549-1	59544-1	1.000	S	59549-S	59544-S	1.000		59540-	1.000	
2	59549-2	59544-2	1.000	T	59549-T	59544-T	1.000	1	59541-1	1.000	
3	59549-3	59544-3	1.000	U	59549-U	59544-U	1.000		59541-	1.000	
4	59549-4	59544-4	1.000	V	59549-V	59544-V	1.000	2	59542-2	1.000	
5	59549-5	59544-5	1.000	W	59549-W	59544-W	1.000	+	59542-PLS	1.000	
6	59549-6	59544-6	1.000	X	59549-X	59544-X	1.000		59542-	1.000	
7	59549-7	59544-7	1.000	Y	59549-Y	59544-Y	1.000	3	59543-3	1.000	
8	59549-8	59544-8	1.000	Z	59549-Z	59544-Z	1.000		59543-	1.000	
9	59549-9	59544-9	1.000		59549-	59544-	1.000	5	59545-5	1.000	
A	59549-A	59544-A	1.000	+	59549-PLS	59544-PLS	1.000		59545-	1.000	
B	59549-B	59544-B	1.000	-	59549-MNS	59544-MNS	1.000	6	59546-6	1.000	
C	59549-C	59544-C	1.000	=	59549-EQL	59544-EQL	1.000	-	59546-MNS	1.000	
D	59549-D	59544-D	1.000	/	59549-STK	59544-STK	1.000		59546-	1.000	
E	59549-E	59544-E	1.000	.	59549-DOT	59544-DOT	1.000	7	59547-7	1.000	
F	59549-F	59544-F	1.000	,	59549-COM	59544-COM	1.000		59547-	1.000	
G	59549-G	59544-G	1.000	:	59549-CLN	59544-CLN	1.000	8	59548-8	1.000	
H	59549-H	59544-H	1.000	;	59549-SCLN	59544-SCLN	1.000		59548-	1.000	
I	59549-I	59544-I	1.000	⊥	59549-GND	59544-GND	1.000				
J	59549-J	59544-J	1.000	⊕	59549-GNDP	59544-GNDP	1.000				
K	59549-K	59544-K	1.000	~	59549-AC	59544-AC	1.000				
L	59549-L	59544-L	1.000	Ω	59549-OHM	59544-OHM	1.000				
M	59549-M	59544-M	1.000	*	59549-AST	59544-AST	1.000				
N	59549-N	59544-N	1.000	Δ	59549-DELTA	59544-DELTA	1.000				
O	59549-O	59544-O	1.000	⋈	59549-STAR	59544-STAR	1.000				
P	59549-P	59544-P	1.000	∅	59549-DIA	59544-DIA	1.000				
Q	59549-Q	59544-Q	1.000								



RMS-01

plasticised
PVC 30°C 90°C

RoHS
COMPLIANT
2011/65/EU

Printed	Type		Quantity reel	Printed	Type		Quantity reel
	white	yellow			white	yellow	
0	59349-0	59344-0	1.000	R	59349-R	59344-R	1.000
1	59349-1	59344-1	1.000	S	59349-S	59344-S	1.000
2	59349-2	59344-2	1.000	T	59349-T	59344-T	1.000
3	59349-3	59344-3	1.000	U	59349-U	59344-U	1.000
4	59349-4	59344-4	1.000	V	59349-V	59344-V	1.000
5	59349-5	59344-5	1.000	W	59349-W	59344-W	1.000
6	59349-6	59344-6	1.000	X	59349-X	59344-X	1.000
7	59349-7	59344-7	1.000	Y	59349-Y	59344-Y	1.000
8	59349-8	59344-8	1.000	Z	59349-Z	59344-Z	1.000
9	59349-9	59344-9	1.000		59349-	59344-	1.000
A	59349-A	59344-A	1.000	+	59349-PLS	59344-PLS	1.000
B	59349-B	59344-B	1.000	-	59349-MNS	59344-MNS	1.000
C	59349-C	59344-C	1.000	=	59349-EQL	59344-EQL	1.000
D	59349-D	59344-D	1.000	/	59349-STK	59344-STK	1.000
E	59349-E	59344-E	1.000	.	59349-DOT	59344-DOT	1.000
F	59349-F	59344-F	1.000	,	59349-COM	59344-COM	1.000
G	59349-G	59344-G	1.000	:	59349-CLN	59344-CLN	1.000
H	59349-H	59344-H	1.000	;	59349-SCLN	59344-SCLN	1.000
I	59349-I	59344-I	1.000	⊥	59349-GND	59344-GND	1.000
J	59349-J	59344-J	1.000	⊕	59349-GNDP	59344-GNDP	1.000
K	59349-K	59344-K	1.000	~	59349-AC	59344-AC	1.000
L	59349-L	59344-L	1.000	Ω	59349-OHM	59344-OHM	1.000
M	59349-M	59344-M	1.000	*	59349-AST	59344-AST	1.000
N	59349-N	59344-N	1.000	Δ	59349-DELTA	59344-DELTA	1.000
O	59349-O	59344-O	1.000	∧	59349-STAR	59344-STAR	1.000
P	59349-P	59344-P	1.000	∅	59349-DIA	59344-DIA	1.000
Q	59349-Q	59344-Q	1.000				



Insertion tool for push on ring cable markers

Family	Type	For push on ring cable markers	Quantity
RMT-01	990023	RMS-01	1
RMT-02	990024	RMS-02	1
RMT-03	990025	RMS-03	1



Directly on the cable.



RMS-02

Push on ring cable markers



alphanumeric

RMS push on ring cable markers available in four range-taking sizes for marking cables with external diameters from 1,3 to 16 mm. Characters are printed in black on a white or yellow background, or according to the IEC 757 colour code for numbered or unprinted versions. Made from soft PVC, self extinguishing according to V0 (UL 94), they are chevron cut for perfect alignment on the conductor. Characters are printed by a hot process, making a slight impression in the material to maintain indelible marking over time.

Material: Soft PVC, self extinguishing V0 according to UL94

Operating temperature range: -30°C to +90°C

Cable ext. Ø range 2,5 ÷ 5 mm

C.s.a range 1,5 ÷ 4 mm²



Printed	Type		Quantity bag	Printed	Type		Quantity bag	Printed	Type		Quantity bag
	white	yellow			white	yellow			white	yellow	
0	59649-0	59644-0	1.000	R	59649-R	59644-R	1.000	0	59640-0	1.000	
1	59649-1	59644-1	1.000	S	59649-S	59644-S	1.000		59640-	1.000	
2	59649-2	59644-2	1.000	T	59649-T	59644-T	1.000	1	59641-1	1.000	
3	59649-3	59644-3	1.000	U	59649-U	59644-U	1.000		59641-	1.000	
4	59649-4	59644-4	1.000	V	59649-V	59644-V	1.000	2	59642-2	1.000	
5	59649-5	59644-5	1.000	W	59649-W	59644-W	1.000	+	59642-PLS	1.000	
6	59649-6	59644-6	1.000	X	59649-X	59644-X	1.000		59642-	1.000	
7	59649-7	59644-7	1.000	Y	59649-Y	59644-Y	1.000	3	59643-3	1.000	
8	59649-8	59644-8	1.000	Z	59649-Z	59644-Z	1.000		59643-	1.000	
9	59649-9	59644-9	1.000		59649-	59644-	1.000	5	59645-5	1.000	
A	59649-A	59644-A	1.000	+	59649-PLS	59644-PLS	1.000		59645-	1.000	
B	59649-B	59644-B	1.000	-	59649-MNS	59644-MNS	1.000	6	59646-6	1.000	
C	59649-C	59644-C	1.000	=	59649-EQL	59644-EQL	1.000	-	59646-MNS	1.000	
D	59649-D	59644-D	1.000	/	59649-STK	59644-STK	1.000		59646-	1.000	
E	59649-E	59644-E	1.000	.	59649-DOT	59644-DOT	1.000	7	59647-7	1.000	
F	59649-F	59644-F	1.000	,	59649-COM	59644-COM	1.000		59647-	1.000	
G	59649-G	59644-G	1.000	:	59649-CLN	59644-CLN	1.000	8	59648-8	1.000	
H	59649-H	59644-H	1.000	;	59649-SCLN	59644-SCLN	1.000		59648-	1.000	
I	59649-I	59644-I	1.000	⊥	59649-GND	59644-GND	1.000				
J	59649-J	59644-J	1.000	⊕	59649-GNDP	59644-GNDP	1.000				
K	59649-K	59644-K	1.000	~	59649-AC	59644-AC	1.000				
L	59649-L	59644-L	1.000	Ω	59649-OHM	59644-OHM	1.000				
M	59649-M	59644-M	1.000	*	59649-AST	59644-AST	1.000				
N	59649-N	59644-N	1.000	Δ	59649-DELTA	59644-DELTA	1.000				
O	59649-O	59644-O	1.000	∩	59649-STAR	59644-STAR	1.000				
P	59649-P	59644-P	1.000	∅	59649-DIA	59644-DIA	1.000				
Q	59649-Q	59644-Q	1.000								



RMS-02

plasticised
PVC 30°C 90°C

UL94
VO
RoHS
COMPLIANT
2011/65/EU

Printed	Type		Quantity reel	Printed	Type		Quantity reel
	white	yellow			white	yellow	
0	59449-0	59444-0	1.000	R	59449-R	59444-R	1.000
1	59449-1	59444-1	1.000	S	59449-S	59444-S	1.000
2	59449-2	59444-2	1.000	T	59449-T	59444-T	1.000
3	59449-3	59444-3	1.000	U	59449-U	59444-U	1.000
4	59449-4	59444-4	1.000	V	59449-V	59444-V	1.000
5	59449-5	59444-5	1.000	W	59449-W	59444-W	1.000
6	59449-6	59444-6	1.000	X	59449-X	59444-X	1.000
7	59449-7	59444-7	1.000	Y	59449-Y	59444-Y	1.000
8	59449-8	59444-8	1.000	Z	59449-Z	59444-Z	1.000
9	59449-9	59444-9	1.000		59449-	59444-	1.000
A	59449-A	59444-A	1.000	+	59449-PLS	59444-PLS	1.000
B	59449-B	59444-B	1.000	-	59449-MNS	59444-MNS	1.000
C	59449-C	59444-C	1.000	=	59449-EQL	59444-EQL	1.000
D	59449-D	59444-D	1.000	/	59449-STK	59444-STK	1.000
E	59449-E	59444-E	1.000	.	59449-DOT	59444-DOT	1.000
F	59449-F	59444-F	1.000	,	59449-COM	59444-COM	1.000
G	59449-G	59444-G	1.000	:	59449-CLN	59444-CLN	1.000
H	59449-H	59444-H	1.000	;	59449-SCLN	59444-SCLN	1.000
I	59449-I	59444-I	1.000	⊥	59449-GND	59444-GND	1.000
J	59449-J	59444-J	1.000	⊕	59449-GNDP	59444-GNDP	1.000
K	59449-K	59444-K	1.000	~	59449-AC	59444-AC	1.000
L	59449-L	59444-L	1.000	Ω	59449-OHM	59444-OHM	1.000
M	59449-M	59444-M	1.000	*	59449-AST	59444-AST	1.000
N	59449-N	59444-N	1.000	Δ	59449-DELTA	59444-DELTA	1.000
O	59449-O	59444-O	1.000	∧	59449-STAR	59444-STAR	1.000
P	59449-P	59444-P	1.000	∅	59449-DIA	59444-DIA	1.000
Q	59449-Q	59444-Q	1.000				



Directly on the cable.

tools..... page 97



RMS-03

Push on ring cable markers



alphanumeric

RMS push on ring cable markers available in four range-taking sizes for marking cables with external diameters from 1,3 to 16 mm. Characters are printed in black on a white or yellow background, or according to the IEC 757 colour code for numbered or unprinted versions. Made from soft PVC, self extinguishing according to V0 (UL 94), they are chevron cut for perfect alignment on the conductor. Characters are printed by a hot process, making a slight impression in the material to maintain indelible marking over time.

Material: Soft PVC, self extinguishing V0 according to UL94

Operating temperature range: -30°C to +90°C

Cable ext. Ø range 4 ÷ 10 mm

C.s.a range 4 ÷ 16 mm²



Printed	Type		Quantity bag	Printed	Type		Quantity bag	Printed	Type		Quantity bag
	white	yellow			white	yellow			white	yellow	
0	59749-0	59744-0	500	R	59749-R	59744-R	500	0	59740-0	500	
1	59749-1	59744-1	500	S	59749-S	59744-S	500		59740-	500	
2	59749-2	59744-2	500	T	59749-T	59744-T	500	1	59741-1	500	
3	59749-3	59744-3	500	U	59749-U	59744-U	500		59741-	500	
4	59749-4	59744-4	500	V	59749-V	59744-V	500	2	59742-2	500	
5	59749-5	59744-5	500	W	59749-W	59744-W	500	+	59742-PLS	500	
6	59749-6	59744-6	500	X	59749-X	59744-X	500		59742-	500	
7	59749-7	59744-7	500	Y	59749-Y	59744-Y	500	3	59743-3	500	
8	59749-8	59744-8	500	Z	59749-Z	59744-Z	500		59743-	500	
9	59749-9	59744-9	500		59749-	59744-	500	5	59745-5	500	
A	59749-A	59744-A	500	+	59749-PLS	59744-PLS	500		59745-	500	
B	59749-B	59744-B	500	-	59749-MNS	59744-MNS	500	6	59746-6	500	
C	59749-C	59744-C	500	=	59749-EQL	59744-EQL	500	-	59746-MNS	500	
D	59749-D	59744-D	500	/	59749-STK	59744-STK	500		59746-	500	
E	59749-E	59744-E	500	.	59749-DOT	59744-DOT	500	7	59747-7	500	
F	59749-F	59744-F	500	,	59749-COM	59744-COM	500		59747-	500	
G	59749-G	59744-G	500	:	59749-CLN	59744-CLN	500	8	59748-8	500	
H	59749-H	59744-H	500	;	59749-SCLN	59744-SCLN	500		59748-	500	
I	59749-I	59744-I	500	⊥	59749-GND	59744-GND	500				
J	59749-J	59744-J	500	⊕	59749-GNDP	59744-GNDP	500				
K	59749-K	59744-K	500	~	59749-AC	59744-AC	500				
L	59749-L	59744-L	500	Ω	59749-OHM	59744-OHM	500				
M	59749-M	59744-M	500	*	59749-AST	59744-AST	500				
N	59749-N	59744-N	500	Δ	59749-DELTA	59744-DELTA	500				
O	59749-O	59744-O	500	∧	59749-STAR	59744-STAR	500				
P	59749-P	59744-P	500	∅	59749-DIA	59744-DIA	500				
Q	59749-Q	59744-Q	500								



Directly on the cable

tools..... page 97



RMS-04

Push on ring cable markers

alphanumeric

RMS push on ring cable markers available in four range-taking sizes for marking cables with external diameters from 1,3 to 16 mm. Characters are printed in black on a white or yellow background, or according to the IEC 757 colour code for numbered or unprinted versions. Made from soft PVC, self extinguishing according to V0 (UL 94), they are chevron cut for perfect alignment on the conductor. Characters are printed by a hot process, making a slight impression in the material to maintain indelible marking over time.

Material: Soft PVC, self extinguishing according to class V0: UL 94

Operating temperature range: -30°C to +90°C

Cable ext. Ø range 8 ÷ 16 mm

C.s.a range 16 ÷ 70 mm²



Printed	Type		Quantity bag	Printed	Type		Quantity bag	Printed	Type		Quantity bag
	white	yellow			white	yellow			white	yellow	
0	59849-0	59844-0	100	R	59849-R	59844-R	100	0	59840-0	100	
1	59849-1	59844-1	100	S	59849-S	59844-S	100		59840-	100	
2	59849-2	59844-2	100	T	59849-T	59844-T	100	1	59841-1	100	
3	59849-3	59844-3	100	U	59849-U	59844-U	100		59841-	100	
4	59849-4	59844-4	100	V	59849-V	59844-V	100	2	59842-2	100	
5	59849-5	59844-5	100	W	59849-W	59844-W	100	+	59842-PLS	100	
6	59849-6	59844-6	100	X	59849-X	59844-X	100		59842-	100	
7	59849-7	59844-7	100	Y	59849-Y	59844-Y	100	3	59843-3	100	
8	59849-8	59844-8	100	Z	59849-Z	59844-Z	100		59843-	100	
9	59849-9	59844-9	100		59849-	59844-	100	5	59845-5	100	
A	59849-A	59844-A	100	+	59849-PLS	59844-PLS	100		59845-	100	
B	59849-B	59844-B	100	-	59849-MNS	59844-MNS	100	6	59846-6	100	
C	59849-C	59844-C	100	=	59849-EQL	59844-EQL	100	-	59846-MNS	100	
D	59849-D	59844-D	100	/	59849-STK	59844-STK	100		59846-	100	
E	59849-E	59844-E	100	.	59849-DOT	59844-DOT	100	7	59847-7	100	
F	59849-F	59844-F	100	,	59849-COM	59844-COM	100		59847-	100	
G	59849-G	59844-G	100	:	59849-CLN	59844-CLN	100	8	59848-8	100	
H	59849-H	59844-H	100	;	59849-SCLN	59844-SCLN	100		59848-	100	
I	59849-I	59844-I	100	⊥	59849-GND	59844-GND	100				
J	59849-J	59844-J	100	⊕	59849-GNDP	59844-GNDP	100				
K	59849-K	59844-K	100	~	59849-AC	59844-AC	100				
L	59849-L	59844-L	100	Ω	59849-OHM	59844-OHM	100				
M	59849-M	59844-M	100	*	59849-AST	59844-AST	100				
N	59849-N	59844-N	100	Δ	59849-DELTA	59844-DELTA	100				
O	59849-O	59844-O	100	⋈	59849-STAR	59844-STAR	100				
P	59849-P	59844-P	100	∅	59849-DIA	59844-DIA	100				
Q	59849-Q	59844-Q	100								



Directly on the cable.

tools.....page 97



FMS

Push on flat ring cable markers

with tie on carriers

FMS flat ring markers printed black on yellow, push onto tie on carriers for attachment to large diameter cables, etc.

Made from soft PVC, self extinguishing according to V0 (UL 94), they are chevron cut for perfect alignment on the conductor.

Characters are printed by a hot process, making a slight impression in the material to maintain indelible marking over time.



Material: Soft PVC, self extinguishing V0 according to UL94

Operating temperature range: -30°C to +90°C



Length mm	Printed	Type yellow	Quantity	Length mm	Printed	Type yellow	Quantity	Length mm	Printed	Type yellow	Quantity
4	0	32274-0	500	4	J	32274-J	500	4	+	32274-PLS	500
4	1	32274-1	500	4	K	32274-K	500	4	-	32274-MNS	500
4	2	32274-2	500	4	L	32274-L	500	4	=	32274-EQL	500
4	3	32274-3	500	4	M	32274-M	500	4	/	32274-STK	500
4	4	32274-4	500	4	N	32274-N	500	4	.	32274-DOT	500
4	5	32274-5	500	4	O	32274-O	500	4	,	32274-COM	500
4	6	32274-6	500	4	P	32274-P	500	4	:	32274-CLN	500
4	7	32274-7	500	4	Q	32274-Q	500	4	;	32274-SCLN	500
4	8	32274-8	500	4	R	32274-R	500	4	⊥	32274-GND	500
4	9	32274-9	500	4	S	32274-S	500	4	⊕	32274-GNDP	500
4	A	32274-A	500	4	T	32274-T	500	4	~	32274-AC	500
4	B	32274-B	500	4	U	32274-U	500	4	Ω	32274-OHM	500
4	C	32274-C	500	4	V	32274-V	500	4	*	32274-AST	500
4	D	32274-D	500	4	W	32274-W	500	4	Δ	32274-DELTA	500
4	E	32274-E	500	4	X	32274-X	500	4	∟	32274-STAR	500
4	F	32274-F	500	4	Y	32274-Y	500	4	∅	32274-DIA	500
4	G	32274-G	500	4	Z	32274-Z	500				
4	H	32274-H	500	4		32274-	500				
4	I	32274-I	500	40		20314	100				



Carrier for push on flat ring cable markers

tie width max 4,8mm



Family	Height mm	Length mm	Type	N° of rings	Quantity
FMH-7	9	30	990088	7	1
FMH-12	9	50	990089	12	1
FMH-18	9	70	990090	18	1

MS-ETF

Laminated write on-tie on

pre-cut, one piece markers, tie on

For attachment by cable ties to pipes, conduits and cables with larger diameters.

A permanent marker is used to handwrite data on the tag over which an adhesive, transparent film is applied for protection.



Material: UV stabilised Polypropylene (PP) for tag. Polyester (O-PET) for protective film.

Operating temperature range: -10°C to +60°C

Application temperature range: > +10°C

PP
HF
-10°C
+60°C
RoHS COMPLIANT 2011/65/EU

Height mm	Length mm	Type yellow	Print area mm	Cable tie max width mm	Quantity
14	70	4810-YE	48 x 10	4,8	100
15	100	5515-YE	55 x 15	4,8	100
15	130	8515-YE	85 x 15	4,8	100




Directly on the cable.

cable ties..... page 133

ANS

Wraparound cable markers



self adhesive, self laminating, square corners, precut

Adhesive preprinted strips for the temporary or permanent marking of insulated and uninsulated conductors.

ANS strips may be used in the production of electric motors as the material will withstand the oven temperatures at which the insulating resins of stators and rotors are baked.

Also available with numeric and alphanumeric combinations and progressions.

PET **-** **40°C** **+** **150°C**



Size mm	Printed	Type white	Strips per sheet	Quantity	Size mm	Printed	Type white	Strips per sheet	Quantity	Size mm	Printed	Type white	Strips per sheet	Quantity
8 x 65		25109-	20	300	8 x 65	X	25109-Y	20	300	8 x 65	22	25109-22	20	300
8 x 65	A	25109-A	20	300	8 x 65	Y	25109-X	20	300	8 x 65	23	25109-23	20	300
8 x 65	B	25109-B	20	300	8 x 65	Z	25109-Z	20	300	8 x 65	24	25109-24	20	300
8 x 65	C	25109-C	20	300	8 x 65	0	25109-0	20	300	8 x 65	25	25109-25	20	300
8 x 65	D	25109-D	20	300	8 x 65	1	25109-1	20	300	8 x 65	26	25109-26	20	300
8 x 65	E	25109-E	20	300	8 x 65	2	25109-2	20	300	8 x 65	27	25109-27	20	300
8 x 65	F	25109-F	20	300	8 x 65	3	25109-3	20	300	8 x 65	28	25109-28	20	300
8 x 65	G	25109-G	20	300	8 x 65	4	25109-4	20	300	8 x 65	29	25109-29	20	300
8 x 65	H	25109-H	20	300	8 x 65	5	25109-5	20	300	8 x 65	30	25109-30	20	300
8 x 65	I	25109-J	20	300	8 x 65	6	25109-6	20	300	8 x 65	31	25109-31	20	300
8 x 65	J	25109-K	20	300	8 x 65	7	25109-7	20	300	8 x 65	32	25109-32	20	300
8 x 65	K	25109-I	20	300	8 x 65	8	25109-8	20	300	8 x 65	33	25109-33	20	300
8 x 65	L	25109-L	20	300	8 x 65	9	25109-9	20	300	8 x 65	34	25109-34	20	300
8 x 65	M	25109-M	20	300	8 x 65	10	25109-10	20	300	8 x 65	35	25109-35	20	300
8 x 65	N	25109-N	20	300	8 x 65	11	25109-11	20	300	8 x 65	36	25109-36	20	300
8 x 65	Ñ	25109-Ñ	20	300	8 x 65	12	25109-12	20	300	8 x 65	37	25109-37	20	300
8 x 65	O	25109-O	20	300	8 x 65	13	25109-13	20	300	8 x 65	38	25109-38	20	300
8 x 65	P	25109-P	20	300	8 x 65	14	25109-14	20	300	8 x 65	39	25109-39	20	300
8 x 65	Q	25109-Q	20	300	8 x 65	15	25109-15	20	300	8 x 65	40	25109-40	20	300
8 x 65	R	25109-R	20	300	8 x 65	16	25109-16	20	300	8 x 65	43	25109-43	20	300
8 x 65	S	25109-S	20	300	8 x 65	17	25109-17	20	300	8 x 65	44	25109-44	20	300
8 x 65	T	25109-T	20	300	8 x 65	18	25109-18	20	300	8 x 65	45	25109-45	20	300
8 x 65	U	25109-U	20	300	8 x 65	19	25109-19	20	300	8 x 65	U1	25109-U1	20	300
8 x 65	V	25109-V	20	300	8 x 65	20	25109-20	20	300	8 x 65	U2	25109-U2	20	300
8 x 65	W	25109-W	20	300	8 x 65	21	25109-21	20	300	8 x 65	U3	25109-U3	20	300

ANS



Material: Polyester film. Resistant to Water, Alcohol, Oils and Atmospheric Agents. Excellent dimensional stability

Operating temperature range: -40°C to +150°C

Application temperature range: +10°C to +40°C

PET **-** **40°C** **+** **150°C**



Size mm	Printed	Type white	Strips per sheet	Quantity	Size mm	Printed	Type white	Strips per sheet	Quantity	Size mm	Printed	Type white	Strips per sheet	Quantity
8 x 65	U4	25109-U4	20	300	8 x 65	V8	25109-V8	20	300	8 x 65	W12	25109-W12	20	300
8 x 65	U5	25109-U5	20	300	8 x 65	V9	25109-V9	20	300	8 x 65	F1	25109-F1	20	300
8 x 65	U6	25109-U6	20	300	8 x 65	V10	25109-V10	20	300	8 x 65	F2	25109-F2	20	300
8 x 65	U7	25109-U7	20	300	8 x 65	V11	25109-V11	20	300	8 x 65	X1	25109-X1	20	300
8 x 65	U8	25109-U8	20	300	8 x 65	V12	25109-V12	20	300	8 x 65	X2	25109-X2	20	300
8 x 65	U9	25109-U9	20	300	8 x 65	W1	25109-W1	20	300	8 x 65	Y1	25109-Y1	20	300
8 x 65	U10	25109-U10	20	300	8 x 65	W2	25109-W2	20	300	8 x 65	Y2	25109-Y2	20	300
8 x 65	U11	25109-U11	20	300	8 x 65	W3	25109-W3	20	300	8 x 65	Z1	25109-Z1	20	300
8 x 65	U12	25109-U12	20	300	8 x 65	W4	25109-W4	20	300	8 x 65	Z2	25109-Z2	20	300
8 x 65	V1	25109-V1	20	300	8 x 65	W5	25109-W5	20	300	8 x 65	302	25109-302	20	300
8 x 65	V2	25109-V2	20	300	8 x 65	W6	25109-W6	20	300	8 x 65	309	25109-309	20	300
8 x 65	V3	25109-V3	20	300	8 x 65	W7	25109-W7	20	300	8 x 65	310	25109-310	20	300
8 x 65	V4	25109-V4	20	300	8 x 65	W8	25109-W8	20	300	8 x 65	⏏	25109-GND	20	300
8 x 65	V5	25109-V5	20	300	8 x 65	W9	25109-W9	20	300	8 x 65	+	25109-PLS	20	300
8 x 65	V6	25109-V6	20	300	8 x 65	W10	25109-W10	20	300	8 x 65	-	25109-MNS	20	300
8 x 65	V7	25109-V7	20	300	8 x 65	W11	25109-W11	20	300					



Directly on cables.



ANL

Alphanumeric signs

Pre-printed, in PVC and Aluminium

Also available with numeric and alphanumeric combinations and progressions.

*AR: Aluminium undrilled, not adhesive, made to order.

NOTE: Sign with letter " I " is narrower.



Material: PVC film

Operating temperature range: -40°C to +80°C

Application temperature range: +10°C to +40°C

PVC 40°C 80°C



Size mm	Type yellow	Quantity	Size mm	Type yellow	Quantity
10 x 6	374101-...	500	10 x 12	374101-...	500
13 x 9	374102-...	450	13 x 18	374102-...	450
11 x 11	374114-...	300	11 x 22	374114-...	300
15 x 10	374103-...	280	15 x 20	374103-...	280
20 x 12	374104-...	240	20 x 24	374104-...	240
19 x 14	374105-...	240	19 x 28	374105-...	240
25 x 16	374106-...	120	25 x 32	374106-...	120
38 x 22	374107-...	80	38 x 44	374107-...	80
60 x 34	374108-...	25	60 x 68	374108-...	25
99 x 56	374109-...	15	99 x 112	374109-...	15
124 x 70	374110-...	10	124 x 140	374110-...	10
175 x 99	374111-...	5	175 x 198	374111-...	5
200 x 148	374112-...	1	200 x 296	374112-...	1
297 x 210	374113-...	1	297 x 420	374113-...	1

Arabic numerals	Roman numerals	Arabic numerals	Roman numerals
1	I	40	XL
2	II	50	L
3	III	60	LX
4	IV	70	LXX
5	V	80	LXXX
6	VI	90	XC
7	VII	100	C
8	VIII	150	CL
9	IX	160	CLX
10	X	200	CC
11	XI	250	CCL
12	XII	300	CCC
13	XIII	400	CD
14	XIV	500	D
15	XV	600	DC
16	XVI	700	DCC
17	XVII	800	DCCC
18	XVIII	900	CM
19	XIX	1.000	M
20	XX	2.000	MM
21	XXI	3.000	MMM
22	XXII	4.000	MMMM
30	XXX		

A B C D E F G H I J K L M N O P Q R S T U V W X Y Z

0 1 2 3 4 5 6 7 8 9

→ + - / . = I II III V X

ARR-H PLS MLS STK DOT EQL I-ROM II-ROM III-ROM V-ROM X-ROM



Directly on surface.



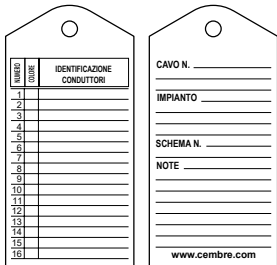
WIT-W

Cable ticket

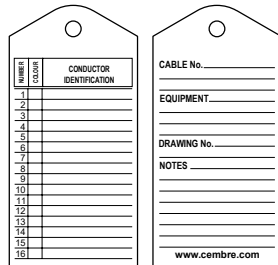
cable bundle identification

Pre-printed double-sided tags editable with appropriate marking pen for identification of multiple conductors. Affixable via cable ties.

56008 front/back



56008-GB front/back



Material: Polypropylene

Operating temperature range: -30°C to +60°C

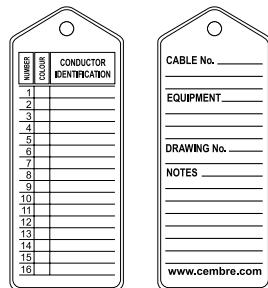


Thickness mm	Type	Size mm	Quantity
0,3	56009	50 x 100	1.000 / 100
	56008	50 x 100	500 / 50
0,5	56008-GB	50 x 100	500 / 50

56006 front/back



56006-GB front/back



Material: soft PVC

Operating temperature range: -30°C to +60°C



Thickness mm	Type	Size mm	Quantity
0,5	56006	40 x 100	500/50
	56006-GB	40 x 100	500/50



Affix by appropriate means, e.g cable tie.

cables ties page 133



S40390

Cable tags without holder

one piece, clip on

S40390 one piece tags require no transparent holders and are mounted on cables via the two range-taking apertures.

Tags are easily removed from the stems and partially printed sheets may be reused to avoid wastage.

- It is advisable to select the tag based on the actual external diameter of the cable rather than its indicative c.s.a, due to variations in insulation thickness and conductor format.



Material: Polycarbonate, Halogen Free, self extinguishing class V0: UL94.

Operating temperature range: -40°C to +130°C

PC HF SF -40°C +130°C

UL94 V0 RoHS COMPLIANT 2011/65/EU

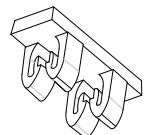
Cable ext.Ø range mm	Cable c.s.a range mm ²	Size mm	Type	Printed	Tags per sheet	Quantity
2 ÷ 2,9	0,5 ÷ 1,5	4 x 12	S40390-01-RE	01	40	880
			S40390-02-GN	02	40	880
			S40390-03-YE	03	40	880
			S40390-04-BR	04	40	880
			S40390-05-BU	05	40	880
			S40390-06-VI	06	40	880
			S40390-07-PK	07	40	880
			S40390-08-OR	08	40	880
			S40390-09-GY	09	40	880
			S40390-10-BK	10	40	880
			S40390-11-LBU	11	40	880
			S40390-12-WH	12	40	880
			S40390-13-RE	13	40	880
			S40390-14-GN	14	40	880
			S40390-15-YE	15	40	880
			S40390-16-BR	16	40	880
			S40390-17-BU	17	40	880
			S40390-18-VI	18	40	880
			S40390-19-PK	19	40	880
			S40390-20-OR	20	40	880
			S40390-21-GY	21	40	880
			S40390-22-BK	22	40	880
			S40390-23-LBU	23	40	880
			S40390-24-WH	24	40	880



RETROFIT? INDISPENSABLE!



Directly on cables according to the diameter ranges shown in the table.



SM-01

Snap on cable markers

alphanumeric


Markers are attached directly from their applicator, which is brown. The small sizes provide an ideal identification system for small-section cables, eg in electronic equipment.

Material: POM – Acetylic Resin dimensionally stable to **+106°C**, nondegradable and nondeformable to **-40°C**, Halogen Free.

Resistant to Oil, Grease, Chemical and Atmospheric Agents, Detergents, Oxalic Acids, Alkaline Solutions and Organic and Inorganic Chemical Substances. High elasticity combined with high rigidity, for optimal grip on the conductor.

Cable ext. Ø range 1 ÷ 1,4 mm

C.s.a range 0,25 ÷ 0,35 mm²



Printed	Type		Quantity	Printed	Type		Quantity	Printed	Type		Quantity
	white	yellow			white	yellow			white	yellow	
0	17900-0	17400-0	300	M	17900-M	17400-M	300	0	17000-0	300	
1	17900-1	17400-1	300	N	17900-N	17400-N	300		17000-	300	
2	17900-2	17400-2	300	O	17900-O	17400-O	300	1	17100-1	300	
3	17900-3	17400-3	300	P	17900-P	17400-P	300		17100-	300	
4	17900-4	17400-4	300	Q	17900-Q	17400-Q	300	2	17200-2	300	
5	17900-5	17400-5	300	R	17900-R	17400-R	300		17200-	300	
6	17900-6	17400-6	300	S	17900-S	17400-S	300	3	17300-3	300	
7	17900-7	17400-7	300	T	17900-T	17400-T	300		17300-	300	
8	17900-8	17400-8	300	U	17900-U	17400-U	300	5	17500-5	300	
9	17900-9	17400-9	300	V	17900-V	17400-V	300		17500-	300	
A	17900-A	17400-A	300	W	17900-W	17400-W	300	6	17600-6	300	
B	17900-B	17400-B	300	X	17900-X	17400-X	300		17600-	300	
C	17900-C	17400-C	300	Y	17900-Y	17400-Y	300	7	17700-7	300	
D	17900-D	17400-D	300	Z	17900-Z	17400-Z	300		17700-	300	
E	17900-E	17400-E	300		17900-	17400-	300	8	17800-8	300	
F	17900-F	17400-F	300	+	17900-PLS	17400-PLS	300		17800-	300	
G	17900-G	17400-G	300	-	17900-MNS	17400-MNS	300	The color version is available on request. Please contact CEMBRE.			
H	17900-H	17400-H	300	~	17900-AC	17400-AC	300				
I	17900-I	17400-I	300	/	17900-STK	17400-STK	300				
J	17900-J	17400-J	300	.	17900-DOT	17400-DOT	300				
K	17900-K	17400-K	300	⊥	17900-GND	17400-GND	300				
L	17900-L	17400-L	300	:	17900-CLN	17400-CLN	300				


The color version is available on request. Please contact CEMBRE.

RETROFIT? INDISPENSABLE!



SM-02

Snap on cable markers



alphanumeric

Markers are attached directly from their applicator, which is grey. The small sizes provide ideal identification system for small-section cables, eg in electronic equipment.

Material: POM – Acetylic Resin dimensionally stable to +106°C, nondegradable and nondeformable to -40°C, Halogen Free.

Resistant to Oil, Grease, Chemical and Atmospheric Agents, Detergents, Oxalic Acids, Alkaline Solutions and Organic and Inorganic Chemical Substances. High elasticity combined with high rigidity, for optimal grip on the conductor.

Cable ext. Ø range 1,4 ÷ 1,8 mm

C.s.a range 0,35 ÷ 0,75 mm²



Printed	Type		Quantity	Printed	Type		Quantity	Printed	Type		Quantity
	white	yellow			white	yellow			white	yellow	
0	17910-0	17410-0	300	M	17910-M	17410-M	300	0	17010-0	300	
1	17910-1	17410-1	300	N	17910-N	17410-N	300		17010-	300	
2	17910-2	17410-2	300	O	17910-O	17410-O	300	1	17110-1	300	
3	17910-3	17410-3	300	P	17910-P	17410-P	300		17110-	300	
4	17910-4	17410-4	300	Q	17910-Q	17410-Q	300	2	17210-2	300	
5	17910-5	17410-5	300	R	17910-R	17410-R	300		17210-	300	
6	17910-6	17410-6	300	S	17910-S	17410-S	300	3	17310-3	300	
7	17910-7	17410-7	300	T	17910-T	17410-T	300		17310-	300	
8	17910-8	17410-8	300	U	17910-U	17410-U	300	5	17510-5	300	
9	17910-9	17410-9	300	V	17910-V	17410-V	300		17510-	300	
A	17910-A	17410-A	300	W	17910-W	17410-W	300	6	17610-6	300	
B	17910-B	17410-B	300	X	17910-X	17410-X	300		17610-	300	
C	17910-C	17410-C	300	Y	17910-Y	17410-Y	300	7	17710-7	300	
D	17910-D	17410-D	300	Z	17910-Z	17410-Z	300		17710-	300	
E	17910-E	17410-E	300		17910-	17410-	300	8	17810-8	300	
F	17910-F	17410-F	300	+	17910-PLS	17410-PLS	300		17810-	300	
G	17910-G	17410-G	300	-	17910-MNS	17410-MNS	300	The color version is available on request. Please contact CEMBRE.			
H	17910-H	17410-H	300	~	17910-AC	17410-AC	300				
I	17910-I	17410-I	300	/	17910-STK	17410-STK	300				
J	17910-J	17410-J	300	.	17910-DOT	17410-DOT	300				
K	17910-K	17410-K	300	⏏	17910-GND	17410-GND	300				
L	17910-L	17410-L	300	:	17910-CLN	17410-CLN	300				

RETROFIT? INDISPENSABLE!



SM-03

Snap on cable markers

alphanumeric


Markers are attached directly from their applicator, which is green.

Material: POM – Acetylic Resin dimensionally stable to **+106°C**, nondegradable and nondeformable to **-40°C**, Halogen Free.

Resistant to Oil, Grease, Chemical and Atmospheric Agents, Detergents, Oxalic Acids, Alkaline Solutions and Organic and Inorganic Chemical Substances. High elasticity combined with high rigidity, for optimal grip on the conductor.

Cable ext. Ø range 1,9 ÷ 2,65 mm

C.s.a range 0,5 ÷ 1 mm²



Printed	Type		Quantity	Printed	Type		Quantity	Printed	Type		Quantity
	white	yellow			white	yellow			white	yellow	
0	17920-0	17420-0	300	M	17920-M	17420-M	300	0	17020-0	300	
1	17920-1	17420-1	300	N	17920-N	17420-N	300		17020-	300	
2	17920-2	17420-2	300	O	17920-O	17420-O	300	1	17120-1	300	
3	17920-3	17420-3	300	P	17920-P	17420-P	300		17120-	300	
4	17920-4	17420-4	300	Q	17920-Q	17420-Q	300	2	17220-2	300	
5	17920-5	17420-5	300	R	17920-R	17420-R	300		17220-	300	
6	17920-6	17420-6	300	S	17920-S	17420-S	300	3	17320-3	300	
7	17920-7	17420-7	300	T	17920-T	17420-T	300		17320-	300	
8	17920-8	17420-8	300	U	17920-U	17420-U	300	5	17520-5	300	
9	17920-9	17420-9	300	V	17920-V	17420-V	300		17520-	300	
A	17920-A	17420-A	300	W	17920-W	17420-W	300	6	17620-6	300	
B	17920-B	17420-B	300	X	17920-X	17420-X	300		17620-	300	
C	17920-C	17420-C	300	Y	17920-Y	17420-Y	300	7	17720-7	300	
D	17920-D	17420-D	300	Z	17920-Z	17420-Z	300		17720-	300	
E	17920-E	17420-E	300		17920-	17420-	300	8	17820-8	300	
F	17920-F	17420-F	300	+	17920-PLS	17420-PLS	300		17820-	300	
G	17920-G	17420-G	300	-	17920-MNS	17420-MNS	300	The color version is available on request. Please contact CEMBRE.			
H	17920-H	17420-H	300	~	17920-AC	17420-AC	300				
I	17920-I	17420-I	300	/	17920-STK	17420-STK	300				
J	17920-J	17420-J	300	.	17920-DOT	17420-DOT	300				
K	17920-K	17420-K	300	⏏	17920-GND	17420-GND	300				
L	17920-L	17420-L	300	:	17920-CLN	17420-CLN	300				

The color version is available on request. Please contact CEMBRE.

RETROFIT? INDISPENSABLE!




SM-06

Snap on cable markers

alphanumeric

Markers are attached directly from their applicator, which is red. Printed both sides for better legibility.



Material: POM – Acetylic Resin dimensionally stable to +106°C, nondegradable and nondeformable to -40°C, Halogen Free.

Resistant to Oil, Grease, Chemical and Atmospheric Agents, Detergents, Oxalic Acids, Alkaline Solutions and Organic and Inorganic Chemical Substances. High elasticity combined with high rigidity, for optimal grip on the conductor.

Cable ext. Ø range 2,6 ÷ 3,5 mm

C.s.a range 0,75 ÷ 1,5 mm²



Printed	Type		Quantity	Printed	Type		Quantity	Printed	Type		Quantity
	white	yellow			white	yellow			white	yellow	
0	17930-0	17430-0	300	M	17930-M	17430-M	300	0	17030-0	300	
1	17930-1	17430-1	300	N	17930-N	17430-N	300		17030-	300	
2	17930-2	17430-2	300	O	17930-O	17430-O	300	1	17130-1	300	
3	17930-3	17430-3	300	P	17930-P	17430-P	300		17130-	300	
4	17930-4	17430-4	300	Q	17930-Q	17430-Q	300	2	17230-2	300	
5	17930-5	17430-5	300	R	17930-R	17430-R	300		17230-	300	
6	17930-6	17430-6	300	S	17930-S	17430-S	300	3	17330-3	300	
7	17930-7	17430-7	300	T	17930-T	17430-T	300		17330-	300	
8	17930-8	17430-8	300	U	17930-U	17430-U	300	5	17530-5	300	
9	17930-9	17430-9	300	V	17930-V	17430-V	300		17530-	300	
A	17930-A	17430-A	300	W	17930-W	17430-W	300	6	17630-6	300	
B	17930-B	17430-B	300	X	17930-X	17430-X	300		17630-	300	
C	17930-C	17430-C	300	Y	17930-Y	17430-Y	300	7	17730-7	300	
D	17930-D	17430-D	300	Z	17930-Z	17430-Z	300		17730-	300	
E	17930-E	17430-E	300		17930-	17430-	300	8	17830-8	300	
F	17930-F	17430-F	300	+	17930-PLS	17430-PLS	300		17830-	300	
G	17930-G	17430-G	300	-	17930-MNS	17430-MNS	300	The color version is available on request. Please contact CEMBRE.			
H	17930-H	17430-H	300	~	17930-AC	17430-AC	300				
I	17930-I	17430-I	300	/	17930-STK	17430-STK	300				
J	17930-J	17430-J	300	.	17930-DOT	17430-DOT	300				
K	17930-K	17430-K	300	⏏	17930-GND	17430-GND	300				
L	17930-L	17430-L	300	:	17930-CLN	17430-CLN	300				

RETROFIT? INDISPENSABLE!



SM-09

Snap on cable markers

alphanumeric


The number of 30 Markers are attached directly from their applicator, which is blue. Printed both sides for better legibility.

Material: POM – Acetylic Resin dimensionally stable to **+106°C**, nondegradable and nondeformable to **-40°C**, Halogen Free.

Resistant to Oil, Grease, Chemical and Atmospheric Agents, Detergents, Oxalic Acids, Alkaline Solutions and Organic and Inorganic Chemical Substances. High elasticity combined with high rigidity, for optimal grip on the conductor.

Cable ext. Ø range 3,25 ÷ 4,5 mm

C.s.a range 1,5 ÷ 2,5 mm²



Printed	Type		Quantity	Printed	Type		Quantity	Printed	Type		Quantity
	white	yellow			white	yellow			white	yellow	
0	17940-0	17440-0	300	M	17940-M	17440-M	300	0	17040-0	300	
1	17940-1	17440-1	300	N	17940-N	17440-N	300		17040-	300	
2	17940-2	17440-2	300	O	17940-O	17440-O	300	1	17140-1	300	
3	17940-3	17440-3	300	P	17940-P	17440-P	300		17140-	300	
4	17940-4	17440-4	300	Q	17940-Q	17440-Q	300	2	17240-2	300	
5	17940-5	17440-5	300	R	17940-R	17440-R	300		17240-	300	
6	17940-6	17440-6	300	S	17940-S	17440-S	300	3	17340-3	300	
7	17940-7	17440-7	300	T	17940-T	17440-T	300		17340-	300	
8	17940-8	17440-8	300	U	17940-U	17440-U	300	5	17540-5	300	
9	17940-9	17440-9	300	V	17940-V	17440-V	300		17540-	300	
A	17940-A	17440-A	300	W	17940-W	17440-W	300	6	17640-6	300	
B	17940-B	17440-B	300	X	17940-X	17440-X	300		17640-	300	
C	17940-C	17440-C	300	Y	17940-Y	17440-Y	300	7	17740-7	300	
D	17940-D	17440-D	300	Z	17940-Z	17440-Z	300		17740-	300	
E	17940-E	17440-E	300		17940-	17440-	300	8	17840-8	300	
F	17940-F	17440-F	300	+	17940-PLS	17440-PLS	300		17840-	300	
G	17940-G	17440-G	300	-	17940-MNS	17440-MNS	300	The color version is available on request. Please contact CEMBRE.			
H	17940-H	17440-H	300	~	17940-AC	17440-AC	300				
I	17940-I	17440-I	300	/	17940-STK	17440-STK	300				
J	17940-J	17440-J	300	.	17940-DOT	17440-DOT	300				
K	17940-K	17440-K	300	⏏	17940-GND	17440-GND	300				
L	17940-L	17440-L	300	:	17940-CLN	17440-CLN	300				

The color version is available on request. Please contact CEMBRE.

RETROFIT? INDISPENSABLE!




SM-12

Snap on cable markers

alphanumeric

Markers are attached directly from their applicator, which is yellow. They are particularly recommended for identifying the connecting cables of IT networks.



Material: POM – Acetylic Resin dimensionally stable to +106°C, nondegradable and nondeformable to -40°C, Halogen Free.

Resistant to Oil, Grease, Chemical and Atmospheric Agents, Detergents, Oxalic Acids, Alkaline Solutions and Organic and Inorganic Chemical Substances. High elasticity combined with high rigidity, for optimal grip on the conductor.

Cable ext. Ø range 4,5 ÷ 6 mm

C.s.a range 4 ÷ 6 mm²



Printed	Type		Quantity	Printed	Type		Quantity	Printed	Type		Quantity
	white	yellow			white	yellow			white	yellow	
0	17950-0	17450-0	300	M	17950-M	17450-M	300	0	17050-0	300	
1	17950-1	17450-1	300	N	17950-N	17450-N	300		17050-	300	
2	17950-2	17450-2	300	O	17950-O	17450-O	300	1	17150-1	300	
3	17950-3	17450-3	300	P	17950-P	17450-P	300		17150-	300	
4	17950-4	17450-4	300	Q	17950-Q	17450-Q	300	2	17250-2	300	
5	17950-5	17450-5	300	R	17950-R	17450-R	300	+	17250-PLS	300	
6	17950-6	17450-6	300	S	17950-S	17450-S	300		17250-	300	
7	17950-7	17450-7	300	T	17950-T	17450-T	300	3	17350-3	300	
8	17950-8	17450-8	300	U	17950-U	17450-U	300		17350-	300	
9	17950-9	17450-9	300	V	17950-V	17450-V	300	5	17550-5	300	
A	17950-A	17450-A	300	W	17950-W	17450-W	300		17550-	300	
B	17950-B	17450-B	300	X	17950-X	17450-X	300	6	17650-6	300	
C	17950-C	17450-C	300	Y	17950-Y	17450-Y	300		17650-	300	
D	17950-D	17450-D	300	Z	17950-Z	17450-Z	300	7	17750-7	300	
E	17950-E	17450-E	300		17950-	17450-	300		17750-	300	
F	17950-F	17450-F	300	+	17950-PLS	17450-PLS	300	8	17850-8	300	
G	17950-G	17450-G	300	-	17950-MNS	17450-MNS	300		17850-	300	
H	17950-H	17450-H	300	~	17950-AC	17450-AC	300	The color version is available on request. Please contact CEMBRE.			
I	17950-I	17450-I	300	/	17950-STK	17450-STK	300				
J	17950-J	17450-J	300	.	17950-DOT	17450-DOT	300				
K	17950-K	17450-K	300	⊥	17950-GND	17450-GND	300				
L	17950-L	17450-L	300	:	17950-CLN	17450-CLN	300				

RETROFIT? INDISPENSABLE!



SM-15

Snap on cable markers

alphanumeric

Loose cable markers, particularly recommended for identifying the connecting cables of IT networks.

Material: POM – Acetylic Resin dimensionally stable to **+106°C**, nondegradable and nondeformable to **-40°C**, Halogen Free.

Resistant to Oil, Grease, Chemical and Atmospheric Agents, Detergents, Oxalic Acids, Alkaline Solutions and Organic and Inorganic Chemical Substances. High elasticity combined with high rigidity, for optimal grip on the conductor.

Cable ext. Ø range 5,8 ÷ 8,5 mm

C.s.a range 10 ÷ 16 mm²



POM **HF** **40°C** **+** **106°C**



Printed	Type		Quantity bag	Printed	Type		Quantity bag	Printed	Type	Quantity bag
	white	yellow			white	yellow				
0	17960-0	17460-0	50	M	17960-M	17460-M	50	0	17060-0	50
1	17960-1	17460-1	50	N	17960-N	17460-N	50		17060-	50
2	17960-2	17460-2	50	O	17960-O	17460-O	50	1	17160-1	50
3	17960-3	17460-3	50	P	17960-P	17460-P	50		17160-	50
4	17960-4	17460-4	50	Q	17960-Q	17460-Q	50	2	17260-2	50
5	17960-5	17460-5	50	R	17960-R	17460-R	50		17260-	50
6	17960-6	17460-6	50	S	17960-S	17460-S	50	3	17360-3	50
7	17960-7	17460-7	50	T	17960-T	17460-T	50		17360-	50
8	17960-8	17460-8	50	U	17960-U	17460-U	50	5	17560-5	50
9	17960-9	17460-9	50	V	17960-V	17460-V	50		17560-	50
A	17960-A	17460-A	50	W	17960-W	17460-W	50	6	17660-6	50
B	17960-B	17460-B	50	X	17960-X	17460-X	50		17660-	50
C	17960-C	17460-C	50	Y	17960-Y	17460-Y	50	7	17760-7	50
D	17960-D	17460-D	50	Z	17960-Z	17460-Z	50		17760-	50
E	17960-E	17460-E	50		17960-	17460-	50	8	17860-8	50
F	17960-F	17460-F	50	+	17960-PLS	17460-PLS	50		17860-	50
G	17960-G	17460-G	50	-	17960-MNS	17460-MNS	50			
H	17960-H	17460-H	50	~	17960-AC	17460-AC	50			
I	17960-I	17460-I	50	/	17960-STK	17460-STK	50			
J	17960-J	17460-J	50	.	17960-DOT	17460-DOT	50			
K	17960-K	17460-K	50	⊥	17960-GND	17460-GND	50			
L	17960-L	17460-L	50	:	17960-CLN	17460-CLN	50			

The color version is available on request. Please contact CEMBRE.

RETROFIT? INDISPENSABLE!



Directly on cable.

applicator STM-15 990103..... page 118



SM-17

Snap on cable markers

alphanumeric

Loose cable markers.



Material: POM – Acetylic Resin dimensionally stable to +106°C, nondegradable and nondeformable to -40°C, Halogen Free.

Resistant to Oil, Grease, Chemical and Atmospheric Agents, Detergents, Oxalic Acids, Alkaline Solutions and Organic and Inorganic Chemical Substances. High elasticity combined with high rigidity, for optimal grip on the conductor.

Cable ext. Ø range 8,5 ÷ 11,5 mm

C.s.a range 25 ÷ 35 mm²

POM **HF** **-40°C** **+106°C**



Printed	Type		Quantity bag	Printed	Type		Quantity bag	Printed	Type		Quantity bag
	white	yellow			white	yellow			white	yellow	
0	17970-0	17470-0	50	M	17970-M	17470-M	50	0	17070-0	50	
1	17970-1	17470-1	50	N	17970-N	17470-N	50		17070-	50	
2	17970-2	17470-2	50	O	17970-O	17470-O	50	1	17170-1	50	
3	17970-3	17470-3	50	P	17970-P	17470-P	50		17170-	50	
4	17970-4	17470-4	50	Q	17970-Q	17470-Q	50	2	17270-2	50	
5	17970-5	17470-5	50	R	17970-R	17470-R	50		17270-	50	
6	17970-6	17470-6	50	S	17970-S	17470-S	50	3	17370-3	50	
7	17970-7	17470-7	50	T	17970-T	17470-T	50		17370-	50	
8	17970-8	17470-8	50	U	17970-U	17470-U	50	5	17570-5	50	
9	17970-9	17470-9	50	V	17970-V	17470-V	50		17570-	50	
A	17970-A	17470-A	50	W	17970-W	17470-W	50	6	17670-6	50	
B	17970-B	17470-B	50	X	17970-X	17470-X	50		17670-	50	
C	17970-C	17470-C	50	Y	17970-Y	17470-Y	50	7	17770-7	50	
D	17970-D	17470-D	50	Z	17970-Z	17470-Z	50		17770-	50	
E	17970-E	17470-E	50		17970-	17470-	50	8	17870-8	50	
F	17970-F	17470-F	50	+	17970-PLS	17470-PLS	50		17870-	50	
G	17970-G	17470-G	50	-	17970-MNS	17470-MNS	50				
H	17970-H	17470-H	50	~	17970-AC	17470-AC	50				
I	17970-I	17470-I	50	/	17970-STK	17470-STK	50				
J	17970-J	17470-J	50	.	17970-DOT	17470-DOT	50				
K	17970-K	17470-K	50	⊥	17970-GND	17470-GND	50				
L	17970-L	17470-L	50	:	17970-CLN	17470-CLN	50				

The color version is available on request. Please contact CEMBRE.

RETROFIT? INDISPENSABLE!



Directly on cable.

applicator STM-17 990104..... page 118



SM-21

Snap on cable markers

alphanumeric

Loose cable markers.

Material: POM – Acetylic Resin dimensionally stable to **+106°C**, nondegradable and nondeformable to **-40°C**, Halogen Free.

Resistant to Oil, Grease, Chemical and Atmospheric Agents, Detergents, Oxalic Acids, Alkaline Solutions and Organic and Inorganic Chemical Substances. High elasticity combined with high rigidity, for optimal grip on the conductor.

Cable ext. Ø range 11 ÷ 15 mm

C.s.a range 35 ÷ 70 mm²



Printed	Type		Quantity bag	Printed	Type		Quantity bag	Printed	Type		Quantity bag
	white	yellow			white	yellow			white	yellow	
0	17980-0	17480-0	50	F	17980-F	17480-F	50	U	17980-U	17480-U	50
1	17980-1	17480-1	50	G	17980-G	17480-G	50	V	17980-V	17480-V	50
2	17980-2	17480-2	50	H	17980-H	17480-H	50	W	17980-W	17480-W	50
3	17980-3	17480-3	50	I	17980-I	17480-I	50	X	17980-X	17480-X	50
4	17980-4	17480-4	50	J	17980-J	17480-J	50	Y	17980-Y	17480-Y	50
5	17980-5	17480-5	50	K	17980-K	17480-K	50	Z	17980-Z	17480-Z	50
6	17980-6	17480-6	50	L	17980-L	17480-L	50		17980-	17480-	50
7	17980-7	17480-7	50	M	17980-M	17480-M	50	+	17980-PLS	17480-PLS	50
8	17980-8	17480-8	50	N	17980-N	17480-N	50	-	17980-MNS	17480-MNS	50
9	17980-9	17480-9	50	O	17980-O	17480-O	50	~	17980-AC	17480-AC	50
A	17980-A	17480-A	50	P	17980-P	17480-P	50	/	17980-STK	17480-STK	50
B	17980-B	17480-B	50	Q	17980-Q	17480-Q	50	.	17980-DOT	17480-DOT	50
C	17980-C	17480-C	50	R	17980-R	17480-R	50	⊥	17980-GND	17480-GND	50
D	17980-D	17480-D	50	S	17980-S	17480-S	50	:	17980-CLN	17480-CLN	50
E	17980-E	17480-E	50	T	17980-T	17480-T	50				

RETROFIT? INDISPENSABLE!



Directly on cable.

applicator STM-21 990105..... page 118



SM-24

Snap on cable markers

alphanumeric

Loose cable markers.



Material: POM – Acetylic Resin dimensionally stable to +106°C, nondegradable and nondeformable to -40°C, Halogen Free.

Resistant to oil, Grease, Chemical and Atmospheric Agents, Detergents, Oxalic Acids, Alkaline Solutions and Organic and Inorganic Chemical Substances. High elasticity combined with high rigidity, for optimal grip on the conductor.

Cable ext. Ø range 15 ÷ 19 mm

C.s.a range 70 ÷ 120 mm²



Printed	Type		Quantity bag	Printed	Type		Quantity bag	Printed	Type		Quantity bag
	white	yellow			white	yellow			white	yellow	
0	17990-0	17490-0	50	F	17990-F	17490-F	50	U	17990-U	17490-U	50
1	17990-1	17490-1	50	G	17990-G	17490-G	50	V	17990-V	17490-V	50
2	17990-2	17490-2	50	H	17990-H	17490-H	50	W	17990-W	17490-W	50
3	17990-3	17490-3	50	I	17990-I	17490-I	50	X	17990-X	17490-X	50
4	17990-4	17490-4	50	J	17990-J	17490-J	50	Y	17990-Y	17490-Y	50
5	17990-5	17490-5	50	K	17990-K	17490-K	50	Z	17990-Z	17490-Z	50
6	17990-6	17490-6	50	L	17990-L	17490-L	50		17990-	17490-	50
7	17990-7	17490-7	50	M	17990-M	17490-M	50	+	17990-PLS	17490-PLS	50
8	17990-8	17490-8	50	N	17990-N	17490-N	50	-	17990-MNS	17490-MNS	50
9	17990-9	17490-9	50	O	17990-O	17490-O	50	~	17990-AC	17490-AC	50
A	17990-A	17490-A	50	P	17990-P	17490-P	50	/	17990-STK	17490-STK	50
B	17990-B	17490-B	50	Q	17990-Q	17490-Q	50	.	17990-DOT	17490-DOT	50
C	17990-C	17490-C	50	R	17990-R	17490-R	50	⊥	17990-GND	17490-GND	50
D	17990-D	17490-D	50	S	17990-S	17490-S	50	:	17990-CLN	17490-CLN	50
E	17990-E	17490-E	50	T	17990-T	17490-T	50				

RETROFIT? INDISPENSABLE!

Applicators

for loose cable markers



Family	Type	For snap	Quantity
STM-15	990103	SM-15	1
STM-17	990104	SM-17	1
STM-21	990105	SM-21	1
STM-24	990106	SM-24	1



Directly on cable.

applicator STM-24 990106..... page 118



Marking system accessories

Choose from the following accessories to complete, enhance or protect the printed media.

- transparent holders for cable tags,
- push button legend bases to fit the leading brands,
- cable ties,
- legend mounting rail,
- marker plate and legend strip covers

TRANSPARENT HOLDERS FOR CABLE TAGS

Holders are pushed directly on to smaller diameter cables, tubing and pipe or fixed with cable ties to larger diameters.

Self adhesive versions may be affixed directly to equipment.

Some types and sizes are available in Halogen Free material.

CABLE TIES

Tie on cable markers, holders and dog tags are firmly fixed, with CEMBRE G range cable ties, to larger diameter cables & pipes and diverse valves, tapping, etc.

PUSH BUTTON & LEGEND BASES

Designed to fit all major brands, quick-fitting CEMBRE push button bases with printed legends, both enhance aesthetic qualities and allow transparent covers to be used to increase environmental protection.

MARKER PLATE COVERS


Transparent Polycarbonate covers with pre-drilled fixing holes add extra protection to printed panel plates in aggressive environments.

LEGEND MOUNTING RAIL AND COVERS

9 mm and 15 mm high legends are easily and quickly slotted in to rails for the identification of banks of product.

Rails may be cut and either drilled or stuck to suitable surfaces while optional transparent covers increase environmental protection where appropriate.

ACCESSORIES



PMF

Transparent tag holders 4 mm

for serieFLAT cable tags 4 mm

PMF holders are specifically designed to accommodate pairs of appropriately sized cables.







Material: plasticised PVC, self extinguishing to class V0 according to UL94, free of Cadmium, Lead, Silicon and Teflon. Resistant to Alkali, Alcohol, Acid and many Solvents.

Operating temperature range: -40°C to +80°C

plasticised
PVC -40°C +80°C






	Cable ext.Ø range mm	Cable c.s.a range mm ²	Family	Length mm	Type	Quantity
	1,3 ÷ 2,2	0,25 ÷ 0,5	PMF-00	10	90000	8.000
				12	90010	7.000
				15	90020	6.000
				20	90040	4.000
				30	90070	2.000
				40	90090	2.500
	2 ÷ 3,7	0,5 ÷ 2,5	PMF-01	10	90100	6.000
				12	90110	5.000
				15	90120	4.000
				20	90140	3.000
				30	90170N	1.500
				40	90190N	500
				1.000	90180	25
	3,4 ÷ 4,3	2,5 ÷ 4	PMF-02	10	90200	4.000
				12	90210	4.000
				15	90220	3.000
				20	90240	2.000
				30	90270N	500
				40	90290N	500
	4 ÷ 6,3	4 ÷ 10	PMF-03	10	90300	3.000
				12	90310	2.000
				15	90320	2.000
				20	90340	1.000
				30	90370N	500
				40	90390N	500

PMF



plasticised
PVC **-** **40°C** **+** **80°C**



	Cable ext.Ø range mm	Cable c.s.a range mm ²	Family	Length mm	Type	Quantity
	6 ÷ 10	10 ÷ 25	PMF-04	10	90400	2.000
				12	90410	1.000
				15	90420	1.000
				20	90440N	1.000
				30	90470	500
				40	90490N	250
	9 ÷ 15	25 ÷ 70	PMF-05	10	90500	500
				12	90510	500
				15	90520N	500
				20	90540	250
				30	90570N	250
				40	90590	100
	14 ÷ 26	70 ÷ 240	PMF-06	10	90600	500
				12	90610	250
				15	90620	250
				20	90640N	200
				30	90670	100
				40	90690	100

It is advisable to select the holder size based on the actual external diameter of the cable rather than its indicative c.s.a, due to variations in insulation thickness and conductor format.
 Consult us for holders in other lengths.
Use holders only with designated cable tags of the same length.



cable tags, 4 mm MG-TPMF..... page 12
 cable tags, 4 mm TPM-ROLL page 62



PMF-HF

Transparent tag holders - Halogen Free

for serieFLAT cable tags 4 mm





PMF holders are specifically designed to accommodate pairs of appropriately sized cables.



Material: Copolymer EVA, self extinguishing to class HB: according to UL 94 Halogen Free

Operating temperature range: -40°C to +80°C



	Cable ext.Ø range mm	Cable c.s.a range mm ²	Family	Length mm	Type	Quantity
	1,3 ÷ 2,2	0,25 ÷ 0,5	PMF-00-HF	10	90000-HF	8.000
				12	90010-HF	7.000
				15	90020-HF	6.000
				20	90040-HF	4.000
	2 ÷ 3,7	0,5 ÷ 2,5	PMF-01-HF	10	90100-HF	6.000
				12	90110-HF	5.000
				15	90120-HF	4.000
				20	90140-HF	3.000
				30	90170N-HF	1.500
	3,4 ÷ 4,3	2,5 ÷ 4	PMF-02-HF	10	90200-HF	4.000
				12	90210-HF	4.000
				15	90220-HF	3.000
				20	90240-HF	2.000
				30	90270N-HF	500
	4 ÷ 6,3	4 ÷ 10	PMF-03-HF	10	90300-HF	3.000
				12	90310-HF	2.000
				15	90320-HF	2.000
				23	90340-HF	1.000
				30	90370N-HF	500

It is advisable to select the holder size based on the actual external diameter of the cable rather than its indicative c.s.a, due to variations in insulation thickness and conductor format.

Consult us for holders in other lengths.

Use holders only with designated cable tags of the same length.



cable tags, 4 mm MG-TPMF page 12
 cable tags, 4 mm TPM-ROLL page 62



PMF-AC

Self adhesive transparent flat tag holders

for serie flat cable tags 4 mm

Self adhesive tag holders for surface mounting.



Material: plasticised PVC, self extinguishing to class V0 according to UL94, free of Cadmium, Lead, Silicon and Teflon. Resistant to Alkali, Alcohol, Acid and many Solvents.

Operating temperature range: -40°C to +80°C

plasticised
PVC -40°C +80°C



	Length mm	Type	Quantity
	10	66000N	5.000
	12	66010N	4.000
	15	66020N	4.000
	20	66040N	3.000
	30	66070N	2.000
	40	66090N	1.000

It is advisable to select the holder size based on the actual external diameter of the cable rather than its indicative c.s.a, due to variations in insulation thickness and conductor format.

Consult us for holders in other lengths.

Use holders only with designated cable tags of the same length.



flat cable tags, 4 mm MG-TPMF page 12
 flat cable tags, 4 mm TPM-ROLL page 62



PMF-ET

Transparent flat tag holders tie-on

for serie flat cable tags 4 mm

Tie on (tie width max 6 mm) for longitudinal mounting on cables, hoses, tubes and conduit.



Material: plasticised PVC, self extinguishing to class V0 according to UL94, free of Cadmium, Lead, Silicon and Teflon. Resistant to Alkali, Alcohol, Acid and many Solvents.

Operating temperature range: -40°C to +80°C

plasticised
PVC 40°C 80°C



	Length mm	Type	For tags mm	Tie: N° x width mm	Quantity
	15	63020	4 x 15	1 x 6 mm	2.000
	20	63040N	4 x 20	1 x 6 mm	2.000
	30	63070	4 x 30	1 x 6 mm	1.000
	40	63090	4 x 40	2 x 6 mm	500
	20	64040	9 x 20	1 x 6 mm	1.000
	35	64050	9 x 35	2 x 6 mm	500
	17	65000	15 x 17	1 x 6 mm	500
	27	65010	15 x 27	1 x 6 mm	500
	49	65020	15 x 49	2 x 6 mm	250
	67	65030	15 x 67	2 x 6 mm	250

It is advisable to select the holder size based on the actual external diameter of the cable rather than its indicative c.s.a, due to variations in insulation thickness and conductor format.

Consult us for holders in other lengths.

Use holders only with designated cable tags of the same length.



flat cable tags, 4 mm MG-TPMF page 12
 flat cable tags, 4 mm TPM-ROLL page 62
 flat cable tags, 9 mm MG-TAP page 26
 flat cable tags, 9 mm TAP-ROLL page 68

flat cable tags, 15 mm MG-TAPW page 28
 flat cable tags, 15 mm TAR-ROLL page 63
 cable ties page 135



PMT-AC

Self adhesive transparent legend holders 9 & 15 mm

for cable tags 9 & 15 mm

Self adhesive for surface mounting of 9 & 15 mm legends.



Material: plasticised PVC, self extinguishing to class V0 according to UL94, free of Cadmium, Lead, Silicon and Teflon. Resistant to Alkali, Alcohol, Acid and many Solvents.

Operating temperature range: -40°C to +80°C



	Length mm	Type	For tags mm	Quantity
	20	59042N	9	500
	35	59050N	9	500
	1.000	59070N	9	10
	17	59002N	15	500
	27	59010N	15	1.000
	49	59020N	15	500
	67	59030N	15	250
	1.000	59060N	15	10

It is advisable to select the holder size based on the actual external diameter of the cable rather than its indicative c.s.a, due to variations in insulation thickness and conductor format.

Consult us for holders in other lengths.

Use holders only with designated cable tags of the same length.



cable tags, 15 mm MG-TAP page 26
 cable tags, 9 mm MG-TAPW page 28

cable tags, 15 mm TAP-ROLL page 68
 cable tags, 9 mm TAR-ROLL page 63



PMT-CT

Transparent legend holders tie-on 9 mm

for cable tags 9 mm

Tie on (tie width max 6 mm) for longitudinal mounting on cables, hoses, tubes and conduit.



Material: plasticised PVC, self extinguishing to class V0 according to UL94, free of Cadmium, Lead, Silicon and Teflon. Resistant to Alkali, Alcohol, Acid and many Solvents.

Operating temperature range: -40°C to +80°C

plasticised
PVC -40°C +80°C



	Family	Length mm	Type	For tags mm	Tie: N° x width mm	Quantity
	PMT-CT	40	54015	9	2 x 4,8 mm	500
		55	54013	9	2 x 4,8 mm	500
		90	54014	9	2 x 4,8 mm	250

It is advisable to select the holder size based on the actual external diameter of the cable rather than its indicative c.s.a, due to variations in insulation thickness and conductor format.

Consult us for holders in other lengths.

Use holders only with designated cable tags of the same length.



cable tags, 9 mm MG-TAPW page 28
 cable tags, 9 mm TAR-ROLL page 63
 cable ties page 135



PM


Transparent tag holders 4 mm




for cable tags 4 mm

PM holders are profiled to allow each type to accommodate a range of cable sizes.





Material: plasticised PVC, self extinguishing to class V0 according to UL94, free of Cadmium, Lead, Silicon and Teflon. Resistant to Alkali, Alcohol, Acid and many Solvents.

Operating temperature range: -40°C to +80°C



	Cable ext.Ø range mm	Cable c.s.a range mm ²	Family	Length mm	Type	Quantity
	1,3 ÷ 2,2	0,25 ÷ 0,5	PM-00	10	50000	8.000
				12	50010	7.000
				15	50020	6.000
				18	50032	1.000
				21	50042	1.000
				23	50052	1.000
				27	50062	1.000
				1.000	50080	10
	2 ÷ 3,7	0,5 ÷ 2,5	PM-01	10	50100	6.000
				12	50110	5.000
				15	50120	4.000
				18	50130	3.000
				21	50140	3.000
				23	50150	2.000
				27	50160	2.000
				30	50170	1.000
				1.000	50180	10
	3,4 ÷ 4,3	2,5 ÷ 4	PM-02	10	50200	4.000
				12	50210	4.000
				15	50220	3.000
				18	50230	2.000
				21	50240	2.000
				23	50250	2.000
				27	50260	1.000
				30	50270	1.000
				1.000	50280	10



	Cable ext. Ø range mm	Cable c.s.a range mm ²	Family	Length mm	Type	Quantity
	4 ÷ 6,3	4 ÷ 10	PM-03	10	50300	3.000
				12	50310	2.000
				15	50320	2.000
				18	50330	1.000
				21	50340	1.000
				23	50350	1.000
				27	50360	1.000
				30	50370	500
				1.000	50380	10
	6 ÷ 10	10 ÷ 25	PM-04	10	50400	2.000
				12	50410	1.000
				15	50420	1.000
				18	50430	1.000
				21	50440	500
				23	50450	500
				27	50460	500
				30	50470	500
				1.000	50480	10
	9 ÷ 15	25 ÷ 70	PM-05	10	50500N	1.000
				12	50510N	1.000
				15	50521N	500
				18	50530	250
				21	50540	250
				23	50550	250
				27	50560	250
				30	50570	250
				1.000	50580	10
	14 ÷ 26	70 ÷ 240	PM-06	10	50600	500
				12	50610N	500
				15	50620N	500
				18	50630	250
				21	50640	100
				23	50650	100
				27	50660	100
				30	50670	100
				1.000	50680	10

PM-HF

Transparent tag holders - Halogen Free

for cable tags 4 mm

PMF holders are specifically designed to accommodate pairs of appropriately sized cables.



Material: Copolymer EVA, self extinguishing to class HB according to UL 94 Halogen Free

Operating temperature range: -40°C to +80°C

EVA **HF** **40°C** **+** **80°C**



	Cable ext.Ø range mm	Cable c.s.a range mm ²	Family	Length mm	Type	Quantity
	1,3 ÷ 2,2	0,25 ÷ 0,5	PM-00-HF	10	5002N-HF	6.000
				12	50012N-HF	5.000
				15	50022N-HF	4.000
	2 ÷ 3,7	0,5 ÷ 2,5	PM-01-HF	10	50102N-HF	4.000
				12	50112N-HF	4.000
				15	50122N-HF	4.000
	3,4 ÷ 4,3	2,5 ÷ 4	PM-02-HF	10	50202N-HF	3.000
				12	50212N-HF	3.000
				15	50222N-HF	3.000
	4 ÷ 6,3	4 ÷ 10	PM-03-HF	10	50302N-HF	2.000
				12	50312N-HF	1.000
				15	50322N-HF	1.000
				23	50350-HF	1.000
				30	50370-HF	500

It is advisable to select the holder size based on the actual external diameter of the cable rather than its indicative c.s.a, due to variations in insulation thickness and conductor format.
Consult us for holders in other lengths.
Use holders only with designated cable tags of the same length.



cable tags, 4 mm MG-TPM..... page 13
markers PMP-30..... page 92



PM-AC

Self adhesive transparent tag holders

for cable tags 4 mm

Self adhesive tag holders for surface mounting.



Material: plasticised PVC, self extinguishing to class V0 according to UL94, free of Cadmium, Lead, Silicon and Teflon. Resistant to Alkali, Alcohol, Acid and many Solvents.

Operating temperature range: -40°C to +80°C

plasticised
PVC -40°C +80°C



Length mm	Type	Quantity
10	5100N	5.000
12	5101N	4.000
15	5102N	4.000
18	5103N	3.000
21	5104N	2.000
23	5105N	2.000
27	5106N	2.000
30	5107N	2.000
1.000	5108N	10



It is advisable to select the holder size based on the actual external diameter of the cable rather than its indicative c.s.a, due to variations in insulation thickness and conductor format.

Consult us for holders in other lengths.

Use holders only with designated cable tags of the same length.



PM-ET

Transparent tag holders tie-on

for cable tags 4 mm

Tie on (tie width max 6 mm) for longitudinal mounting on cables, hoses, tubes and conduit.



Material: plasticised PVC, self extinguishing to class V0 according to UL94, free of Cadmium, Lead, Silicon and Teflon. Resistant to Alkali, Alcohol, Acid and many Solvents.

Operating temperature range: -40°C to +80°C



Length mm	Type	Tie: N° x width mm	Quantity
12	53010	1 x 6 mm	2.000
15	53020	1 x 6 mm	2.000
18	53030N	1 x 6 mm	2.000
21	53040N	1 x 6 mm	2.000
23	53050	1 x 6 mm	1.000
27	53060	1 x 6 mm	1.000
30	53070	1 x 6 mm	1.000
40	53090	2 x 6 mm	500



It is advisable to select the holder size based on the actual external diameter of the cable rather than its indicative c.s.a, due to variations in insulation thickness and conductor format.
Consult us for holders in other lengths.
Use holders only with designated cable tags of the same length.



cable tags, 4 mm MG-TPM..... page 13
cable ties..... page 135



KMC

HOLDERS

for electrical cables and fibre optic

KMC holders are suitable to facilitate the wrap around of the labels KM-ROLL and MG-KMP for identifying small diameter fibre optic cable.

Made from soft PVC they are the ideal accessory to enclose the fibre optic cable, following its natural conformation without damaging its structure, thanks to flexible internal securing fins.

The longitudinal slot allows application of the KMC holder onto the cable even when wiring is completed, facilitating easy maintenance.



Material: PVC plasticised, Self extinguishing class V0 according to UL94

Operating temperature range: -30°C to +80°C



Family	Cable ext. Ø range mm	Type white	Diameter mm	Length mm	Quantity
KMC	1 ÷ 4	KMC 1-26	4,5	26	1.000/100
	4 ÷ 6	KMC 4-26	6,5		1.000/100

RETROFIT? INDISPENSABLE!



INSERT



FIX




WRAP



Directly on cables, etc in accordance with rapping diameter limitations shown for each size.

wraparound MG-KMP pag. 20
wraparound KM-ROLL pag. 66



Polyamide PA6.6 Cable ties

Ideal for securing tie-on tags, labels and holders to electrical wiring, pipes and conduit. Black ties have a higher UV resistance due to increased Carbon black loading. G series ties offer rapid installation due to the low friction coefficient of the material and have an angled tongue to facilitate easy introduction into the buckle. Rounded corners for increased safety.

Material: PA6.6 Polyamide, self extinguishing class V2 according to UL 94

Humidity absorption: 2.5% (at 50% relative humidity). Resistant to Oils, Bases, Greases, Oil products, chlorinated Solvents.

Operating temperature range:

-40°C to +85°C (continuous)

-40°C to +120°C (short periods)

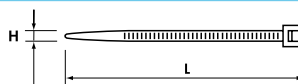


PA6.6 **-40°C** **+85°C**



Length mm	Height mm	Type		Ø max. bundle mm	Min. loop tensile strength kg	Minimum order pcs.	Quantity
		natural	black				
80	2,4	G80X2.4	G80X2.4N	15	8	1.000	100
80	2,4	G80X2.4/M	G80X2.4N/M	15	8	1.000	1.000
90	2,4	G90X2.4	G90X2.4N	16	8	1.000	100
100	2,5	G100X2.5	G100X2.5N	22	8	1.000	100
100	2,5	G100X2.5/M	G100X2.5N/M	22	8	1.000	1.000
120	2,5	G120X2.5	G120X2.5N	30	8	1.000	100
140	2,5	G140X2.5	G140X2.5N	33	8	1.000	100
140	2,5	G140X2.5/M	G140X2.5N/M	33	8	1.000	1.000
160	2,5	G160X2.5	G160X2.5N	40	8	1.000	100
160	2,5	G160X2.5/M	G160X2.5N/M	40	8	1.000	1.000
200	2,5	G200X2.5	G200X2.5N	53	8	1.000	100
200	2,5	G200X2.5/M	G200X2.5N/M	53	8	1.000	1.000
250	2,8	G250X2.8	G250X2.8N	65	14	1.000	100
300	2,8	G300X2.8	G300X2.8N	76	14	1.000	100
120	3,6	G120X3.6	G120X3.6N	30	18	1.000	100
140	3,6	G140X3.6	G140X3.6N	33	18	1.000	100
140	3,6	G140X3.6/M	G140X3.6N/M	33	18	1.000	1.000
150	3,6	G150X3.6	G150X3.6N	35	18	1.000	100
180	3,6	G180X3.6	G180X3.6N	44	18	1.000	100
200	3,6	G200X3.6	G200X3.6N	53	18	1.000	100
200	3,6	G200X3.6/M	G200X3.6N/M	53	18	1.000	1.000
250	3,6	G250X3.6	G250X3.6N	65	18	1.000	100
300	3,6	G300X3.6	G300X3.6N	76	18	1.000	100
300	3,6	G300X3.6/M	G300X3.6N/M	76	18	1.000	1.000
370	3,6	G370X3.6	G370X3.6N	102	18	1.000	100
120	4,8	G120X4.8	G120X4.8N	24	22	1.000	100
160	4,8	G160X4.8	G160X4.8N	38	22	1.000	100

SERIE G



PA6.6 **-** 40°C **+** 85°C



Length mm	Height mm	Type		Ø max. bundle mm	Min. loop tensile strength kg	Minimum order pcs.	Quantity
		natural	black				
190	4,8	G190X4.8	G190X4.8N	46	22	1.000	100
190	4,8	G190X4.8/M	G190X4.8N/M	46	22	1.000	1.000
200	4,8	G200X4.8	G200X4.8N	50	22	1.000	100
200	4,8	G200X4.8/M	G200X4.8N/M	50	22	1.000	1.000
250	4,8	G250X4.8/M	G250X4.8N/M	60	22	1.000	1.000
250	4,8	G250X4.8	G250X4.8N	60	22	100	100
280	4,8	G280X4.8	G280X4.8N	70	22	100	100
300	4,8	G300X4.8	G300X4.8N	76	22	100	100
370	4,8	G370X4.8	G370X4.8N	102	22	100	100
390	4,8	G390X4.8	G390X4.8N	105	22	100	100
430	4,8	G430X4.8	G430X4.8N	110	22	100	100
450	4,8	G450X4.8	G450X4.8N	116	22	100	100
530	4,8	G530X4.8	G530X4.8N	140	22	100	100
150	7,6	G150X7.6	G150X7.6N	33	55	100	100
200	7,6	G200X7.6	G200X7.6N	50	55	100	100
250	7,6	G250X7.6	G250X7.6N	65	55	100	100
300	7,6	G300X7.6	G300X7.6N	76	55	100	100
370	7,6	G370X7.6	G370X7.6N	102	55	100	100
430	7,6	G430X7.6	G430X7.6N	125	55	100	100
530	7,6	G530X7.6	G530X7.6N	140	55	100	100
430	9	G430X9.0	G430X9.0N	110	80	100	100
530	9	G530X9.0	G530X9.0N	140	80	100	100
710	9	G710X9.0	G710X9.0N	190	80	100	100
780	9	G780X9.0	G780X9.0N	228	80	100	100
830	9	G830X9.0	G830X9.0N	239	80	100	100
920	9	G920X9.0	G920X9.0N	263	80	100	100
1020	9	G1020X9.0	G1020X9.0N	295	80	100	100
1220	9	G1220X9.0	G1220X9.0N	365	80	100	100
230	12,6	G230X12.6	G230X12.6N	50	115	100	100
380	12,6	G380X12.6	G380X12.6N	106	115	100	100
480	12,6	G480X12.6	G480X12.6N	120	115	100	100
580	12,6	G580X12.6	G580X12.6N	152	115	100	100
730	12,6	G730X12.6	G730X12.6N	204	115	100	100
880	12,6	G880X12.6	G880X12.6N	248	115	100	100
1030	12,6	G1030X12.6	G1030X12.6N	295	115	100	100



Check max tie width (dimension H) for the tag or holder used.
 cable&conduit tags MG-ETF page 18
 dog tags MG-DOG page 32
 cable&conduit tags ETF-ROLL page 68

cable&conduit tags MS-ETF page 103
 transparent flat tag holders, 4, 9, 15 mm page 124
 transparent tag holders, 4 mm page 131



SERIE GFH

Polyamide PA6.6 Cable ties

Ideal for securing tie on tags, labels and holders to electrical wiring, pipes and conduit. Black ties have a higher UV resistance due to increased Carbon black loading. G series ties offer rapid installation due to the low friction coefficient of the material and have an angled tongue to facilitate easy introduction into the buckle. Rounded corners for increased safety. Quick and easy identification of bundled conductors. May also be marked with MG-VYT adhesive PVC film labels.

Material: PA6.6 Polyamide, self extinguishing class V2 according to UL 94

Humidity absorption: 2.5% (at 50% relative humidity)
Resistant to Oils, Bases, Greases, Oil products, chlorinated Solvents.

Operating temperature range:

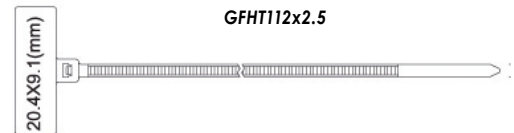
- 40°C to +85°C (continuous)
- 40°C to +120°C (short periods)



PA6.6 - 40°C + 85°C



Length mm	Height mm	Type natural	Ø max. bundle mm	Min. loop tensile strength kg	Quantity
100	2,5	GFH100X2.5	18	8,1	100
112	2,5	GFHT112X2.5	18	8,1	100



Installation tools

for Plastic cable ties

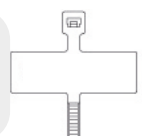


Type	Description	Length mm	Weight kg	Cable tie width mm	Quantity
5313022048	automatic cutting	165	0,2	2.2 to 4.8	1
5523036090	manual cutting	195	0,3	4.8 to 9	1



Check max tie width (dimension H) for the tag or holder used. Directly on suitable surface.

Labels MG-VYT 8x21 & 9x20 mm..... page 36



SERIE GX

Stainless Steel AISI 304 cable ties



Unique ball locking mechanism that allows simple and rapid installation and secure locking.

High tensile strength.

Non flammability.

Material: Stainless Steel AISI 304

High resistance to Acetic Acid, Alkalise, Sulphuric Acid, Corrosion, etc. In general very resistant to most hostile environments.

Operating temperature range: -80°C to +500°C

Stainless Steel
AISI -80°C +500°C



Length mm	Height mm	Type	Ø max. bundle mm	Min. loop tensile strength kg	Quantity
200	4,5	GX200X4.5	50	46	100
300		GX300X4.5	76	46	100
370		GX370X4.5	102	46	100
520		GX520X4.5	156	46	100
370	7,9	GX370X7.9	102	114	100
680		GX680X7.9	207	114	100
1020		GX1020X7.9	312	114	100



5527030079



Installation tool for Stainless Steel cable ties.
Type 5527030079
Width up to 7,9 mm
With cutting device
Weight: 0,56 kg
Length: 180 mm



Check max tie width (dimension H) for the tag or holder used.

Aluminium plates GMC-AL page 79
Stainless Steel tie-on tags SMP page 88



SERIE GXAC

*Insulated Stainless Steel INOX AISI 316 cable ties**Polyester coated*

STAINLESS STEEL AISI 316 cable ties for the most corrosive environments, coated with Polyester for better outdoor use. Smooth surface and rounded edges to ensure cable protection and user safety.

Equipped with an original ball-type closing mechanism that allows an easy and fast installation and prevents re-opening.

High resistance to acetic and sulfuric acids, to alkaline products and resistant to corrosion in the most adverse environments.

High tensile strength. Non flammability.



Material: AISI 316 Stainless steel, Polyester coated

Operating temperature range: -40°C to +150°C



Length mm	Width mm	Type	Ø max. bundle mm	Min. loop tensile strength kg	Quantity
125	4,6	GXAC125X4.6	38,0	46	100
150		GXAC150X4.6	46,0		100
200		GXAC200X4.6	61,9		100
260		GXAC260X4.6	81,0		100
290		GXAC290X4.6	90,6		100
360		GXAC360X4.6	112,8		100
520		GXAC520X4.6	163,8		100
680		GXAC680X4.6	214,8		100
840		GXAC840X4.6	265,7		100
200		7,9	GXAC200X7.9		
290	GXAC290X7.9			100	
360	GXAC360X7.9			100	
520	GXAC520X7.9			100	
680	GXAC680X7.9			100	
840	GXAC840X7.9			100	



Aluminium mounting plates GMC-AL page 79
Stainless Steel tie-on tags SMP page 88



PTP

Push button legend bases

for Ø 22,5 & 24 mm manual operators

PTP black push button legend bases to fit a wide range of popular brands.

All types have a hole behind the legend for rivet fixing, while PTP...A types are adhesive backed.

All types suit MG-TAP 15x27 mm legends and can be fitted with a transparent legend cover TAP-CCS 990521 or MG-TAP-HF 990510.



Material: Polycarbonate, self extinguishing class V0 according to UL 94

Operating temperature range:

-40°C to +115°C (continuous)

-40°C to +130°C (short periods)

PC -40°C +115°C



	Family	Self-adhesive	rivet fixing	Size mm	Type black	Ø bottom	Size of printed plate and protection mm	Application	Quantity
	PTPS-22		✓	48 x 30	34002	22,5	15 x 27		100
	PTPSA-22	✓		48 x 30	34602	22,5	15 x 27		100
	PTPS-24		✓	48 x 30	68002	24	15 x 27	Schneider Electric	100
	PTPSA-24	✓		48 x 30	68602	24	15 x 27	Schneider Electric	100
	PTPO-22		✓	48 x 30	34802	22,5	15 x 27		100
	PTPOA-22	✓		48 x 30	34902	22,5	15 x 27		100
	PTPR-22		✓	48 x 30	34102	22,5	15 x 27		100
	PTPRA-22	✓		48 x 30	34702	22,5	15 x 27		100



SELF ADHESIVE



RIVET FIXING



legends 15x27 mm MG-TAP page 28
 cable ties page 133
 cover TAP-CCS..... page 140



PL

Legend bases

for general purpose applications

PLR legend bases may be fixed to flat surfaces by rivet or in some sizes, by cable tie to tubes, conduits, etc.

PLA versions are self adhesive. TAP-CCS transparent covers may be fitted to protect the legends.



Material: Polycarbonate, self extinguishing class V0 according to UL 94

Operating temperature range:

-40°C to +115°C (continuous)

-40°C to +130°C (short periods)

PC - 40°C + 115°C




Family	self-adhesive	rivet fixing	Size mm	Type black	Hole spacing mm	For MG-TAP size mm	Quantity
PLR		✓	17 x 20	34202		15 x 17	100
		✓	17 x 30	34302		15 x 27	100
		✓	17 x 52	34402	41	15 x 49	100
			✓	17 x 70	34502	51	15 x 67
PLA	✓		17 x 20	35002N		15 x 17	100
	✓		17 x 30	35102N		15 x 27	100
	✓		17 x 52	35202N	41	15 x 49	100
	✓		17 x 70	35302N	51	15 x 67	100



SELF ADHESIVE



RIVET FIXING



legends, 15 mm MG-TAP page 28
 cable ties page 133
 covers TAP-CCS page 140



TAP-CCS

Transparent covers



For fitting over MG-TAP legends in bases PL and PTP to optimise protection and improve life expectancy.

Material: Polycarbonate, self extinguishing class V0 according to UL 94

Operating temperature range:

-40°C to +115°C (continuous)

-40°C to +130°C (short periods)

PC - 40°C + 115°C



Size mm	Type	Quantity
15 x 17	990520	100
15 x 27	990521	100
15 x 49	990522	100
15 x 67	990523	100



push button legend bases PTP..... page 138
 legend bases PL..... page 139
 legends rails RT..... page 142



CPT

Transparent covers

for panel plates

For fitting over MG-VRT plates to optimise protection and improve life expectancy.



Material: Polycarbonate, self extinguishing class V0 according to UL 94

Operating temperature range:

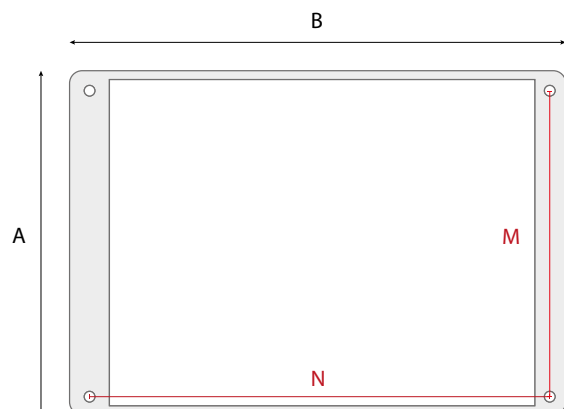
-40°C to +115°C (continuous)

-40°C to +130°C (short periods)

PC - 40°C + 115°C



Size AxB mm	Thickness mm	Type	Ø holes mm	Holes spacing mm		Panel plate size mm	Quantity
				M	N		
37 x 79	4,2	47590	3	27	69	32 x 58	200/10
47 x 98	4,2	47591	3	37	89	42 x 78	120/10
57 x 127	4,2	47592	3	47	117	52 x 107	80/10
65 x 120	4,2	47596	3	55	110	60 x 100	10
67 x 109	4,2	47594	3	57	99	62 x 88	80/10
97 x 140	4,2	47593	3	87	129	92 x 118	40/10
108 x 160	4,2	47595	3	97	149	102 x 138	40/10



RT-TAP

Legend rail, 15 mm



Legend rails provide an alternative to direct marking on components.

Material: Rigid dielectric high impact PVC.

Lead free, self extinguishing class V0 according to UL 94, resistant to Acid, Alcohol, Solvents.

Non-deformable up to +90°C

Application temperature range: +10°C to +40°C



PVC +90°C



Family	self-adhesive	pre-drilled	Length mm	Type		Quantity
				black	grey	
RTR-TAP		✓	430	990454	990452	25
		✓	650	990664	990662	25
		✓	1.000	990524	990502	25
RTA-TAP	✓		430	990455N	990453N	25
	✓		650	990665N	990663N	25
	✓		1.000	990525N	990503N	25

Transparent protective covers, 15 mm



Family	Length mm	Type	Quantity
RT-CCP	430	990456	25
	650	990666	25
	1.000	990504	25

Transparent protective strip, 15 mm



Family	Length mm	Type	Quantity
RT-CCPS	430	990457	25
	650	990667	25
	1.000	990735	25



legends, 15 mm MG-TAP page 28
 modular legends MG-17.5-R page 43

legends, 15 mm TAR-ROLL page 65
 modular legend strips STRIP-ROLL page 72



RT-TAPW

Legend rail, 9 mm

Legend rails provide an alternative to direct marking on components.

Material: Rigid dielectric high impact PVC.

Lead free, self extinguishing class V0 according to UL 94, resistant to Acid, Alcohol, Solvents.

Non-deformable up to +90°C

Application temperature range: +10°C to +40°C



Family	self-adhesive	pre-drilled	Length mm	Type		Quantity
				black	grey	
RTR-TAPW		✓	430	990654	990652	25
		✓	650	990794	990792	25
		✓	1.000	990526	990505	25
RTA-TAPW	✓		430	990655N	990653N	25
	✓		650	990795N	990793N	25
	✓		1.000	990527N	990506N	25

Transparent protective covers, 9 mm

Family	Length mm	Type	Quantity
RT-CCW	430	990656	25
	650	990796	25
	1.000	990507	25



Transparent protective strip, 9 mm

Family	Length mm	Type	Quantity
RT-CCWS	430	990657	25
	650	990797	25
	1.000	990734	25



legends, 9 mm MG-TAPW..... page 30
legends, 9 mm TAR-ROLL..... page 70



TPD

Document holder

adhesive and rivet fixing

TPD document holder provides a convenient means of filing wiring schemes, operating manuals, etc in electrical panels or equipment.



Material: Anti-shock Polystyrene

PS

Size Axl.mm	Depth mm	Type	Sheet size	Quantity
193 x 175	20	420180	A5	5
235 x 280	40	420280	A4	5



Directly on panel



SIGNS

A wide range of self adhesive signs, in various types and formats, for comprehensive signing of all potentially hazardous situations in factories, workshops and industrial premises.

SYMBOL SHAPE INDICATES MEANING



TRIANGLE

Warning, Attention



CIRCLE

Prohibition, Mandatory



SQUARE & RECTANGULAR



Information and Supplementary

Signs with text

Consist of WS, PS or MS symbols supplemented by information in text form, or text only signs which can be used in combination with symbol only signs.

Available in different graphic modes and formats, for marking equipment, machinery and installations in a detailed and efficient way.

Texts can be supplied in different languages: English (- GB), French (- F), German (- D), Spanish (- E) and other.

English French German Spanish other language

Storage

Also available in package quantity BULK.



SIGNSTICKONSYS





Polyester film, Halogen free, on sheet

Consist of WS symbols supplemented by information in text form WST, or text only signs which can be used in combination with symbol only signs. Available in different graphic modes and formats, for marking equipment, machinery and installations in a detailed and efficient way.

Material: Polyester film over-laminated with transparent film resistant to UV, thickness approximately 0,1 mm. Resistant to Water, Oil, Grease, Alcohol, Detergent, Alkaline Substances and Atmospheric Agents. Low flammability, self extinguishing. Recommended for application to equipment for internal or external use, but not directly exposed to atmospheric agents. If exposed to atmospheric agents, the life of the label may be limited to five years.

Application temperature range: -40°C to +130°C

PET HF 40°C 130°C



Family	Size mm	Type	Labels per sheet	Quantity
WS-AD	Generic hazard			UNI EN ISO 7010 ISO 3864 - UNI 7543
	12,5	200000	64	320
		200000-BULK	323	1.615
	25	200001	24	240
		200001-BULK	120	1.200
	50	200002	10	50
		200002-BULK	30	900
	100	200003	2	10
		200003-BULK	6	300
	150	200004	2	10
	200	200005	1	5
300	200006	1	1	
WST-LDY	DANGER! Mechanical devices moving			UNI 7543 - ISO 3864
	105 x 210	2557AD017-GB	1	3
WST-LAY	WARNING! Automatic start			UNI 7543 - ISO 3864
	120 x 200	2658AD021-GB	1	3
WST-OAY	WARNING! Remote controlled machine			ISO 3864
	200 x 200	1307AD030-GB	1	1
WST-TSW	DANGER			UNI 7543 - ISO 3864
	50	0400AD035-GB	5	25
WST-LAY	WARNING! DANGER			UNI 7543 - ISO 3864
	37 x 74	2653AD035-GB	3	15
	65 x 131	2655AD035-GB	1	10

Family	Size mm	Type	Labels per sheet	Quantity
WS-HT	Electricity			UNI EN ISO 7010 ISO 3864 - UNI 7543
	12,5	200100	64	320
		200100-BULK	323	1.615
	25	200101	24	240
		200101-BULK	120	1.200
	50	200102	10	50
		200102-BULK	30	900
	100	200103	2	10
		200103-BULK	6	450
	150	200104	2	10
	200	200105	1	5
300	200106	1	1	
WST-OTY	5.5 V			ISO 3864
	50 x 100	1101HT003-GB	2	10
WST-TSW	12 V			
	50	0400HT005	5	25
WST-LSY	12 V			UNI 7543 - ISO 3864
	26 x 52	2451HT005	5	25
	37 x 74	2453HT005	3	15
	52 x 105	2454HT005	2	10
WST-TSW	24 V			
	50	0400HT006	5	25
	100	0401HT006	2	10
	200	0403HT006	1	3
WST-LSY	24 V			UNI 7543 - ISO 3864
	26 x 52	2451HT006	5	25

other language on request

WS



Family	Size mm	Type	Labels per sheet	Quantity
WST-LAY	WARNING! 24 V			UNI 7543 - ISO 3864
	37 x 74	2653HT006-GB	3	15
WST-OTY	24 V			ISO 3864
	25 x 50	1100HT006	5	25
	50 x 100	1101HT006	2	10
24 V	15 x 80	1110HT006	5	25
	30 x 100	1111HT006	2	10
	40 x 150	1112HT006	2	10
WST-TSW	110 V			UNI 7543 - ISO 3864
	50	0400HT008	5	25
		0400HT008-BULK	25	750
	100	0401HT008	2	10
WST-OTY	110 V			ISO 3864
	25 x 50	1100HT008	5	25
	15 x 80	1110HT008	5	25
110 V	30 x 100	1111HT008	2	10
	40 x 150	1112HT008	2	10
WST-LAY	WARNING! 115 V			UNI 7543 - ISO 3864
	37 x 74	2653HT009-GB	3	15
WST-OTY	115 V			ISO 3864
	25 x 50	1100HT009	5	25
115 V	50 x 100	1101HT009	2	10
WST-TSW	230 V			
	50	0400HT012	5	25
		0400HT012-BULK	25	750
	100	0401HT012	2	10
	150	0402HT012	1	5
WST-TDW	DANGER! 230 V			
	50	0500HT012-GB	5	25
WST-TAW	WARNING! 230 V			
	50	0600HT012-GB	5	25
WST-LSY	230 V			UNI 7543 - ISO 3864
	18 x 37	2450HT012	7	35
	26 x 52	2451HT012	5	25
	37 x 74	2453HT012	3	15
	52 x 105	2454HT012	2	10
WST-LDY	DANGER! 230 V			UNI 7543 - ISO 3864
	37 x 74	2553HT012-GB	3	15

Family	Size mm	Type	Labels per sheet	Quantity
WST-LAY	WARNING! 230 V			UNI 7543 - ISO 3864
	18 x 37	2650HT012-GB	7	35
	32 x 65	2652HT012-GB	4	20
	37 x 74	2653HT012-GB	3	15
	52 x 106	2654HT012-GB	2	10
WST-PSY	230 V			UNI 7543 - ISO 3864
	46 x 32	3450HT012	1	20
WST-PDY	DANGER! 230 V			UNI 7543 - ISO 3864
	52 x 37	3551HT012-GB	3	15
	92 x 65	3553HT012-GB	1	10
WST-OTY	230 V			ISO 3864
	25 x 50	1100HT012	5	25
	50 x 100	1101HT012	2	10
230 V	15 x 80	1110HT012	5	25
	30 x 100	1111HT012	2	10
	40 x 150	1112HT012	2	10
WST-TSW	240 V			
	50	0400HT013	5	25
	100	0401HT013	1	10
WST-LSY	240 V			UNI 7543 - ISO 3864
	32 x 65	2452HT013	4	20
WST-TSW	400 V			
	50	0400HT015	5	25
		0400HT015-BULK	25	750
	100	0401HT015	2	10
	150	0402HT015	1	5
	200	0403HT015	1	3
WST-TDW	DANGER! 400 V			
	50	0500HT015-GB	5	25
WST-LSY	400 V			UNI 7543 - ISO 3864
	26 x 52	2451HT015	5	25
	32 x 65	2452HT015	4	20
	37 x 74	2453HT015	3	15
	52 x 105	2454HT015	2	10
	65 x 131	2455HT015	2	10
	120 x 200	2458HT015	1	3
WST-LDY	DANGER! 400 V			UNI 7543 - ISO 3864
	37 x 74	2553HT015-GB	3	15
































Family	Size mm	Type	Labels per sheet	Quantity
WST-LAY	WARNING! 400 V			UNI 7543 - ISO 3864
	32 x 65	2652HT015-GB	4	20
	37 x 74	2653HT015-GB	3	15
	52 x 105	2654HT015-GB	2	10
WST-PSY	400 V			UNI 7543 - ISO 3864
	46 x 32	3450HT015	1	25
	52 x 37	3451HT015	3	15
	105 x 74	3454HT015	1	10
	148 x 105	3455HT015	1	5
WST-PDY	DANGER! 400 V			UNI 7543 - ISO 3864
	52 x 37	3551HT015-GB	3	15
	92 x 65	3553HT015-GB	1	10
	148 x 105	3555HT015-GB	1	5
	297 x 210	3558HT015-GB	1	2
WST-OTY	400 V			ISO 3864
400 V	25 x 50	1100HT015	5	25
	50 x 100	1101HT015	3	10
	15 x 80	1110HT015	5	25
	30 x 100	1111HT015	2	10
	40 x 150	1112HT015	2	10
	440 V			
	50	0400HT016	5	25
	100	0401HT016	2	10
	WST-LSY	440 V		UNI 7543 - ISO 3864
	52 x 105	2454HT016	1	10
WST-LAY	WARNING! 440 V			UNI 7543 - ISO 3864
	37 x 74	2653HT016-GB	3	15
	65 x 131	2655HT016-GB	1	10
WST-OTY	440 V			ISO 3864
440 V	25 x 50	1100HT016	5	25
WST-TSW	500 V			
	50	0400HT017	5	25
	100	0401HT017	2	10
	150	0402HT017	1	5
WST-LSY	500 V			UNI 7543 - ISO 3864
	18 x 37	2450HT017	7	35
WST-LAY	WARNING! 500 V			UNI 7543 - ISO 3864
	52 x 105	2654HT017-GB	1	10
WST-PSY	500 V			UNI 7543 - ISO 3864
	148 x 105	3455HT017	1	5

Family	Size mm	Type	Labels per sheet	Quantity
WST-OTY	600 V			ISO 3864
600 V	25 x 50	1100HT018	5	25
WST-PDY	DANGER! 3,000 V			UNI 7543 - ISO 3864
	371 x 262	3559HT019-GB	1	1
WST-OTY	3,000 V			ISO 3864
3,000 V	25 x 50	1100HT019-GB	5	25
WST-TSW	5,000 V			
	200	0403HT020-GB	1	3
WST-TSW	20,000 V			
	100	0401HT021-GB	2	10
WST-LSY	20,000 V			UNI 7543 - ISO 3864
	52 x 105	2454HT021-GB	2	10
	105 x 210	2457HT021-GB	1	3
WST-LAY	WARNING! 20,000 V			UNI 7543 - ISO 3864
	37 x 74	2653HT021-GB	3	15
	52 x 105	2654HT021-GB	2	10
	120 x 200	2658HT021-GB	1	3
WST-PDY	DANGER! 20,000 V			UNI 7543 - ISO 3864
	148 x 105	3555HT021-GB	1	5
	297 x 210	3558HT021-GB	1	2
WST-PDY	DANGER! Risk of electrocution			UNI 7543 - ISO 3864
	297 x 210	3558HT023-GB	1	2
WST-TSW	High voltage			UNI 7543 - ISO 3864
	50	0400HT024-GB	5	25
	100	0401HT024-GB	2	10
	150	0403HT024-GB	1	3
WST-LSY	High voltage			UNI 7543 - ISO 3864
	52 x 105	2454HT024-GB	2	10
WST-LAY	WARNING! High voltage			UNI 7543 - ISO 3864
	37 x 74	2653HT024-GB	3	15
	65 x 131	2655HT024-GB	1	10
WST-TSW	High voltage, danger of death			
	150	0402HT025-GB	1	5
WST-LSY	High voltage, danger of death			UNI 7543 - ISO 3864
	150 x 300	2460HT025-GB	1	3

other language on request



Family	Size mm	Type	Labels per sheet	Quantity
WST-PDY	DANGER! High voltage, danger of death			UNI 7543 - ISO 3864
	297 x 210	3558HT025-GB	1	2
WST-LSY	Low voltage			UNI 7543 - ISO 3864
	26 x 52	2451HT026-GB	5	25
	37 x 74	2453HT026-GB	3	15
WST-TSW	Danger of death			
	50	0400HT027-GB	5	25
WST-TSW	Danger of electrocution			
	150	0402HT028-GB	1	5
WST-LSY	Danger of electrocution			UNI 7543 - ISO 3864
	120 x 200	2458HT028-GB	1	3
WST-LDY	DANGER! Danger of electrocution			UNI 7543 - ISO 3864
	120 x 200	2558HT028-GB	1	3
WST-LAY	WARNING! Live panel			UNI 7543 - ISO 3864
	52 x 105	2654HT032-GB	2	10
	120 x 200	2658HT032-GB	1	3
WST-LDY	DANGER! Live panel			UNI 7543 - ISO 3864
	120 x 200	2558HT032-GB	1	3
WST-LAY	WARNING! Live panel			UNI 7543 - ISO 3864
	52 x 105	2654HT032-GB	1	10
WST-PDY	DANGER! Live panel			UNI 7543 - ISO 3864
	297 x 210	3558HT032-GB	1	2
WST-OTY	Live panel			ISO 3864
	50 x 100	1101HT032-GB	2	10
	100 x 200	1102HT032-GB	1	3
WST-LDY	DANGER! Live installation			UNI 7543 - ISO 3864
	52 x 105	2554HT034-GB	1	10
WST-LDY	DANGER! Return voltage			UNI 7543 - ISO 3864
	18 x 37	2550HT035-GB	7	35
WST-TSW	Equipment remains live even when switched off			
	50	0400HT039-GB	5	25
WST-TAW	WARNING! Equipment remains live even when switched off			
	50	0600HT039-GB	5	25

Family	Size mm	Type	Labels per sheet	Quantity
WST-LSY	Equipment remains live even when switched off			UNI 7543 - ISO 3864
	18 x 37	2450HT039-GB	7	35
	26 x 52	2451HT039-GB	5	25
	37 x 74	2453HT039-GB	3	15
	52 x 105	2454HT039-GB	2	10
WST-LAY	WARNING! Equipment remains live even when switched off			UNI 7543 - ISO 3864
	26 x 52	2651HT039-GB	5	25
	32 x 65	2652HT039-GB	4	20
	37 x 74	2653HT039-GB	3	15
	52 x 105	2654HT039-GB	1	10
	65 x 131	2655HT039-GB	1	10
WST-LSY	Safety limit			UNI 7543 - ISO 3864
	26 x 52	2451HT040-GB	5	25
WST-LAY	WARNING! Safety limit			UNI 7543 - ISO 3864
	26 x 52	2651HT040-GB	5	25
WST-TSW	Testing in progress			
	200	0403HT043-GB	1	3
WST-TSW	Electrical cables			
	100	0401HT044-GB	1	10
WST-LAY	WARNING! Electrical cables			UNI 7543 - ISO 3864
	105 x 210	2657HT044-GB	1	3
WST-LSY	Main switch			UNI 7543 - ISO 3864
	52 x 105	2454HT046-GB	1	10
WST-OTY	Main switch			ISO 3864
	150 x 300	1103HT046-GB	1	1
WST-TSW	Electrical substation			
	100	0401HT049-GB	1	10
WST-PDY	DANGER! Electrical substation			UNI 7543 - ISO 3864
	297 x 210	3558HT049-GB	1	2
WST-TSW	Always live			UNI 7543 - ISO 3864
	50	0400HT051-GB	5	25
WST-LSY	Always live			UNI 7543 - ISO 3864
	52 x 105	2454HT051-GB	2	10
WST-LDY	DANGER! Always live			UNI 7543 - ISO 3864
	32 x 65	2552HT051-GB	4	20



Family	Size mm	Type	Labels per sheet	Quantity
WST-LAY	WARNING! Always live			UNI 7543 - ISO 3864
	37 x 74	2653HT051-GB	3	15
	52 x 105	2654HT051-GB	1	10
	65 x 131	2655HT051-GB	1	10
WST-OTY	Always live			ISO 3864
Always live	25 x 50	1100HT051-GB	5	25
WST-OAY	WARNING! Always live			ISO 3864
WARNING! Always live	25 x 50	1300HT051-GB	5	25
WST-LSY	Switch power off before opening the door			UNI 7543 - ISO 3864
	52 x 105	2454HT052-GB	2	10
	65 x 131	2455HT052-GB	2	10
WST-LDY	DANGER! Switch power off before opening the door			UNI 7543 - ISO 3864
	37 x 74	2553HT052-GB	3	15
WST-LAY	WARNING! Switch power off before opening the door			UNI 7543 - ISO 3864
	65 x 131	2655HT052-I-GB	1	10
	WARNING! Switch power off before opening the door			UNI 7543 - ISO 3864
	26 x 52	2651HT052	5	25
	37 x 74	2653HT052-GB	3	15
		2653HT052-GB-BULK	34	1.020
	52 x 105	2654HT052-GB	1	10
	65 x 131	2655HT052-GB	1	10
	74 x 148	2656HT052-GB	1	5
	105 x 210	2657HT052-GB	1	3
WST-OAY	WARNING! Switch power off before opening the door			ISO 3864
WARNING! Switch power off before opening the door	25 x 50	1300HT052-GB	5	25
	50 x 100	1301HT052-GB	2	10
WST-PDY	DANGER! Switch power off before opening the door			UNI 7543 - ISO 3864
	74 x 52	3552HT052-GB	2	10
	297 x 210	3558HT052-GB	1	2
WST-PAY	WARNING! Switch power off before opening the door			UNI 7543 - ISO 3864
	74 x 52	3652HT052-GB	2	10
WST-TSW	Switch power off before opening the panel			
	100	0401HT053-GB	2	10
WST-LSY	Switch power off before opening the panel			UNI 7543 - ISO 3864
	52 x 105	2454HT053-GB	2	10
WST-LAY	WARNING! Switch power off before opening the panel			UNI 7543 - ISO 3864
	32 x 65	2652HT053-GB		20
	37 x 74	2653HT053-GB	3	15
	52 x 105	2654HT053-GB	1	10

Family	Size mm	Type	Labels per sheet	Quantity
WST-PDY	DANGER! Switch power off before opening the panel			UNI 7543 - ISO 3864
	297 x 210	3558HT053-GB	1	2
WST-LSY	Rotate switch before opening the panel			UNI 7543 - ISO 3864
	52 x 105	2454HT054-GB	2	10
WST-LAY	WARNING! Rotate switch before opening the panel			UNI 7543 - ISO 3864
	37 x 74	2653HT054-GB	3	15
WST-LSY	Switch off, voltage present			UNI 7543 - ISO 3864
	52 x 105	2454HT055-GB	2	10
WST-LAY	WARNING! Switch off, voltage present			UNI 7543 - ISO 3864
	32 x 65	2652HT055-GB	4	20
WST-TSW	Electrical discharges			UNI 7543 - ISO 3864
	50	0400HT056-GB	5	25
WST-LAY	WARNING! Electrical discharges			UNI 7543 - ISO 3864
	37 x 74	2653HT056-GB	3	15
	65 x 131	2655HT056-GB	1	10
WST-TSW	High-voltage underground cables			
	200	0403HT059-GB	1	3
WST-PDY	DANGER! High-voltage underground cables			UNI 7543 - ISO 3864
	297 x 210	3558HT059-GB	1	2
WST-TSW	Equipment remains live even when door is open			
	50	0400HT061-GB	5	25
WST-LSY	Equipment remains live even when door is open			UNI 7543 - ISO 3864
	18 x 37	2450HT061-GB	7	35
	52 x 105	2454HT061-GB	2	10
WST-LDY	DANGER! Equipment remains live even when door is open			UNI 7543 - ISO 3864
	52 x 105	2554HT061-GB	1	10
	65 x 131	2555HT061-GB	1	10
WST-LAY	WARNING! Equipment remains live even when door is open			UNI 7543 - ISO 3864
	18 x 37	2650HT061-GB	7	35
		2653HT061-GB	3	15
	37 x 74	2653HT061-IT-GB	3	15
		2654HT061-GB	1	10
65 x 131	2655HT061-GB	1	10	
WST-PDY	DANGER! Equipment remains live even when door is open			UNI 7543 - ISO 3864
	92 x 65	3553HT061-GB	1	10
	148 x 105	3555HT061-GB	1	5



other language on request



Family	Size mm	Type	Labels per sheet	Quantity
WST-OAY	WARNING! Equipment remains live even when door is open			ISO 3864
WARNING! Equipment remains live even when door is open	25 x 50	1300HT061-GB	5	25
	50 x 100	1301HT061-GB	2	10
WST-TSW	Switch off power before removing panel			
	100	0401HT062-GB	2	10
	WST-LSY		Switch off power before removing panel	
	18 x 37	2450HT062-GB	7	35
	37 x 74	2453HT062-GB	3	15
	52 x 105	2454HT062-GB	2	10
WST-LDY	DANGER! Switch off power before removing panel			UNI 7543 - ISO 3864
	37 x 74	2553HT062-GB	3	15
	WST-LAY		WARNING! Switch off power before removing panel	
	37 x 74	2653HT062-GB	3	15
	52 x 105	2654HT062-GB	1	10
	74 x 148	2656HT062-GB	1	5
WST-PDY	DANGER! Switch off power before removing panel			UNI 7543 - ISO 3864
	297 x 210	3558HT062-GB	1	2
WST-TSW	DANGER			UNI 7543 - ISO 3864
	50	0400HT066-GB	5	25
WST-LSY	DANGER!			UNI 7543 - ISO 3864
	52 x 105	2454HT067-GB		10
WST-LSY	WARNING!			UNI 7543 - ISO 3864
	52 x 105	2454HT071-GB	2	10
WST-LAY	WARNING! Switch off power before removing cover			UNI 7543 - ISO 3864
	37 x 74	2653HT072-GB	3	15
	65 x 131	2655HT072-GB	1	10
WST-TSW	Switch off power before removing cover			
	50	0400HT072-GB	5	25
WST-LSY	Wait 1 minute before touching electrical parts			UNI 7543 - ISO 3864
	52 x 105	2454HT073-GB		10
WST-TSW	400 V AC			
	50	0400HT075	5	25
WST-LAY	WARNING! 400 V AC			UNI 7543 - ISO 3864
	37 x 74	2653HT075-GB	3	15

Family	Size mm	Type	Labels per sheet	Quantity
WST-LSY	24 V AC			UNI 7543 - ISO 3864
	18 x 37	2450HT078	7	35
	WST-OTY		High voltage Warning! Danger of death	
	50 x 100	1101HT079-GB	2	10
	WST-LSY		Switch off power before removing guard	
	18 x 37	2450HT081-GB	7	35
	37 x 74	2453HT081-GB	3	15
WST-LDY	DANGER! Switch off power before removing guard			UNI 7543 - ISO 3864
	37 x 74	2553HT081-GB	3	15
WST-LAY	WARNING! Switch off power before removing guard			UNI 7543 - ISO 3864
	37 x 74	2653HT081-GB	3	15
	52 x 105	2654HT081-GB	1	10
	65 x 131	2655HT081-GB	1	10
WST-LAY	WARNING! Set the main switch to zero before working on the pump			UNI 7543 - ISO 3864
	65 x 131	2655HT083-GB	1	10
WST-LAY	WARNING! 380 V + N			UNI 7543 - ISO 3864
	65 x 131	2655HT084-GB	1	10
WST-TSW	415 V			
	50	0400HT085	5	25
WST-TSW	Turning off the general power supply means no safety for maintenance purposes			
	50	0400HT093-GB	5	25
	100	0401HT093-GB	2	10
WST-TSW	480 V / 24 V			
	100	0401HT094	1	10
WST-LAY	WARNING! 480 V / 24 V			UNI 7543 - ISO 3864
	52 x 105	2654HT094-GB	1	10
WST-TSW	400 V / 24 V			
	100	0401HT095	2	10
WST-LAY	WARNING! Only electricians can perform operations or internal repairs			UNI 7543 - ISO 3864
	37 x 74	2653HT097-GB	3	15
WST-TSW	600 V / 24 V			
	100	0401HT098	2	10



Family	Size mm	Type	Labels per sheet	Quantity
WST-TSW	440 V / 24 V			
	100	0401HT103	2	10
WST-TSW	230 V / 24 V			
	100	0401HT104	2	10
WST-TSW	690 V			
	50	0400HT105	5	25
WST-LAY	WARNING! The electrical panel is housed in several lines			UNI 7543 - ISO 3864
	65 x 131	2655HT106-GB	1	10
WST-LAY	WARNING! Voltage also present when master switch is turned off			UNI 7543 - ISO 3864
	26 x 52	2651HT108-D-GB-F	5	25
WST-TSW	Put equipment under tension			
	50	0400HT111-GB	5	25
WST-LAY	WARNING! Dual power board			UNI 7543 - ISO 3864
	52 x 105	2654HT112-GB	1	10
WST-TSW	215 V			
	50	0400HT113	5	25
WST-TSW	750 V			
	50	0400HT122	5	25
WST-OTY	Switch power off before opening the fuse holder			ISO 3864
	50 x 100	1101HT128-GB	2	10
WST-LAY	WARNING! Under tension when the main switch is off			
	26 x 52	2651HT131-GB	5	25
WST-OTY	WARNING! HIGH CONTACT CURRENT. GROUNDING CONNECTION IS ESSENTIAL BEFORE CONNECTING TO THE POWER SUPPLY			ISO 3864
	65 x 100	1118HT135-GB	1	10
WST-TSW	Do not open while energised			
	50	0400HT149-GB	5	25
WST-OTY	Danger - electricity these links must be closed when the cable is in service			ISO 3864
	30 x 100	1111HT150-GB	2	10

Family	Size mm	Type	Labels per sheet	Quantity
WST-LSY	ALTA TENSIONE HIGH VOLTAGE HAUTE TENSION STARKSTROM			UNI 7543 - ISO 3864
	74 x 148	2456HT151-I-GB-F-D	1	5
WST-OTY	WARNING! These links must be closed with a torque value of 50 Nm			ISO 3864
	30 x 100	1111HT154-GB	2	10
WS-BA	Batteries			UNI EN ISO 7010 ISO 3864 - UNI 7543
	25	200201	24	240
	50	200202	10	50
	100	200203	2	10
	150	200204	1	10
	200	200205	1	5
	300	200206	1	1
WST-LSY	Dangerous acids			UNI 7543 - ISO 3864
	37 x 74	2453BA004-GB	3	15
	65 x 131	2455BA004-GB	1	10
WS-EX	Explosive atmosphere			UNI EN ISO 7010 ISO 3864 - UNI 7543
	25	200301	24	240
	50	200302	10	50
	100	200303	2	10
	150	200304	1	10
	200	200305	1	5
	300	200306	1	1
WST-LSY	Explosive atmosphere			UNI 7543 - ISO 3864
	37 x 74	2453EX001-GB	3	15
	65 x 131	2455EX001-GB	1	10
WS-FM	Flammable materials			UNI EN ISO 7010 ISO 3864 - UNI 7543
	25	200801	24	240
	50	200802	10	50
	100	200803	2	10
	150	200804	1	10
	200	200805	1	5
	300	200806	1	1
WST-PDY	DANGER! Flammable materials			UNI 7543 - ISO 3864
	297 x 210	3558FM002-GB	1	2
WS-CA	Combustible materials			UNI EN ISO 7010 ISO 3864 - UNI 7543
	25	200901	24	240
	50	200902	10	50
	100	200903	2	10
	150	200904	1	10
	200	200905	1	5
	300	200906	1	1

WS

GB English F French D German E Spanish ... other language

other language on request











PET HF 40°C 130°C













Family	Size mm	Type	Labels per sheet	Quantity
WS-EM	Explosive materials			UNI EN ISO 7010 ISO 3864 - UNI 7543
	25	201001	24	240
	50	201002	10	50
	100	201003	2	10
	150	201004	1	10
	200	201005	1	5
	300	201006	1	1
WS-GT	Pressurised containers or cylinders			UNI EN ISO 7010 ISO 3864 - UNI 7543
	50	201102	10	50
	100	201103	2	10
	150	201104	1	10
	200	201105	1	5
	300	201106	1	1
WS-CM	Corrosive substances			UNI EN ISO 7010 ISO 3864 - UNI 7543
	25	200501	24	240
	50	200502	10	50
	100	200503	2	10
	150	200504	1	10
	200	200505	1	5
	300	200506	1	1
WS-HM	Toxic, harmful or irritant substances			UNI EN ISO 7010 ISO 3864 - UNI 7543
	12,5	200600	64	320
	25	200601	24	240
	50	200602	10	50
	100	200603	2	10
	150	200604	1	10
	200	200605	1	5
	300	200606	1	1
WS-MF	Magnetic field			UNI EN ISO 7010 ISO 3864 - UNI 7543
	25	201401	24	240
	50	201402	10	50
	100	201403	2	10
	150	201404	1	10
	200	201405	1	5
	300	201406	1	1
WST-PSY	Magnetic field			UNI 7543 - ISO 3864
	297 x 210	3458MF001-GB	1	2
WST-PAY	WARNING! Magnetic field			UNI 7543 - ISO 3864
	297 x 210	3658MF001-GB	1	2
WS-EF	Non-ionising radiation			UNI EN ISO 7010 ISO 3864 - UNI 7543
	50	201502	10	50
	100	201503	2	10
	150	201504	1	10
	200	201505	1	5
	300	201506	1	1

Family	Size mm	Type	Labels per sheet	Quantity
WS-HN	High noise			UNI EN ISO 7010 ISO 3864 - UNI 7543
	25	201901	24	240
	50	201902	10	50
	100	201903	2	10
	150	201904	1	10
	200	201905	1	5
	300	201906	1	1
	WST-TAW	WARNING! Zone with noise level above 85 dB(A)		
	100	0601HN015-GB	2	10
	150	0602HN015-GB	1	5
WS-IC	Low temperature			UNI EN ISO 7010 ISO 3864 - UNI 7543
	25	201301	24	240
	50	201302	10	50
	100	201303	2	10
	150	201304	1	10
	200	201305	1	5
	300	201306	1	1
WS-HS	High temperature			UNI EN ISO 7010 ISO 3864 - UNI 7543
	12,5	201200	64	320
		201200-BULK	323	1.615
	25	201201	24	240
		201201-BULK	120	1.200
	50	201202	10	50
		201202-BULK	30	900
	100	201203	2	10
		201203-BULK	6	450
	150	201204	1	10
	200	201205	1	5
	300	201206	1	1
	WST-TSW	High temperature		
	50	0400HS001-GB	5	25
WST-LSY	High temperature			UNI 7543 - ISO 3864
	37 x 74	2453HS001-GB	3	15
	65 x 131	2455HS001-GB	1	10
WST-LDY	DANGER! High temperature			UNI 7543 - ISO 3864
	37 x 74	2558HS001-GB	3	15
WST-LAY	WARNING! High temperature			UNI 7543 - ISO 3864
	52 x 105	2654HS001-GB	3	15
WST-TAW	WARNING! High temperature			
	50	0600HS001-GB	5	25
	100	0601HS001-GB	2	10



Family	Size mm	Type	Labels per sheet	Quantity
WST-LSY	Electrical heating resistances			UNI 7543 - ISO 3864
	65 x 131	2455HS003-GB	1	10
WST-LAY	WARNING! Electrical heating resistances			UNI 7543 - ISO 3864
	52 x 105	2654HS003-GB	3	15
WST-LSY	High temperature zone			UNI 7543 - ISO 3864
	52 x 105	2454HS004-GB	1	10
WST-TSW	High temperature zone			
	150	0402HS004-GB	1	5
WST-TSW	Danger of scalding			
	100	0401HS008-GB	2	10
WS-LD	Danger of death			UNI EN ISO 7010 ISO 3864 - UNI 7543
	25	200401	24	240
	50	200402	10	50
	100	200403	2	10
	150	200404	1	10
	200	200405	1	5
	300	200406	1	1
WS-RM	Radiations			UNI EN ISO 7010 ISO 3864 - UNI 7543
	25	201601	24	240
	50	201602	10	50
	100	201603	2	10
	150	201604	1	10
	200	201605	1	5
	300	201606	1	1
WS-MS	Moving stairlift			UNI EN ISO 7010 ISO 3864 - UNI 7543
	25	201701	24	240
	50	201702	10	50
	100	201703	2	10
	150	201704	1	10
	200	201705	1	5
	300	201706	1	1
WS-BH	Biological risk			UNI EN ISO 7010 ISO 3864 - UNI 7543
	25	200701	24	240
	50	200702	10	50
	100	200703	2	10
	150	200704	1	10
	200	200705	1	5
	300	200706	1	1
WS-WR	UV welding-radiations			UNI EN ISO 7010 ISO 3864 - UNI 7543
	50	202002	10	50
	100	202003	2	10
	150	202004	1	10
	200	202005	1	5
	300	202006	1	1

Family	Size mm	Type	Labels per sheet	Quantity
WS-TC	Splinter projection			UNI EN ISO 7010 ISO 3864 - UNI 7543
	50	202102	10	50
	100	202103	2	10
	150	202104	1	10
	200	202105	1	5
	300	202106	1	1
WS-MO	Moving mechanical components			UNI EN ISO 7010 ISO 3864 - UNI 7543
	25	202501	24	240
	50	202502	10	50
	100	202503	2	10
	150	202504	1	10
	200	202505	1	5
	300	202506	1	1
WST-TSW	Moving mechanical parts			
	50	0400M0001-GB	5	25
	100	0401M0001-GB	2	10
WST-TAW	WARNING! Moving mechanical parts			
	50	0600M0001-GB	5	25
WST-LSY	Moving mechanical parts			UNI 7543 - ISO 3864
	52 x 105	2454M0001-GB	1	10
	65 x 131	2455M0001-GB	1	10
WST-LAY	WARNING! Moving mechanical parts			UNI 7543 - ISO 3864
	52 x 105	2654M0001-GB	1	10
	120 x 200	2658M0001-GB	1	3
WST-PDY	DANGER! Moving mechanical parts			UNI 7543 - ISO 3864
	92 x 65	3553M0001-GB	1	10
	105 x 74	3554M0001-GB	1	10
WST-PDY	DANGER! Machine being tested, unprotected mechanical components or devices			UNI 7543 - ISO 3864
	297 x 210	3558M0009-GB	1	2
WS-MM	Moving cutter			UNI EN ISO 7010 ISO 3864 - UNI 7543
	25	202401	24	240
	50	202402	10	50
	100	202403	2	10
	150	202404	1	10
	200	202405	1	5
	300	202406	1	1
WS-RC	Equipment with remote control			UNI EN ISO 7010 ISO 3864 - UNI 7543
	25	201801	24	240
	50	201802	10	50
	100	201803	2	10
	150	201804	1	10
	200	201805	1	5
	300	201806	1	1

WS

GB English F French D German E Spanish ... other language









other language on request








Family	Size mm	Type	Labels per sheet	Quantity
WS-WH	Heated spray			UNI EN ISO 7010 ISO 3864 - UNI 7543
	25	202201	24	240
	50	202202	10	50
	100	202203	2	10
	150	202204	1	10
	200	202205	1	5
	300	202206	1	1
WS-AS	Automatic start			UNI EN ISO 7010 ISO 3864 - UNI 7543
	50	202302	10	50
	100	202303	2	10
	150	202304	1	10
	200	202305	1	5
	300	202306	1	1
WST-LSY	Automatic start			UNI 7543 - ISO 3864
	65 x 131	2455AS001-GB	1	10
WST-TSW	Starts without warning			
	100	0401AS002-GB	2	10
WST-LAY	WARNING! Machine starts automatically			UNI 7543 - ISO 3864
	120 x 200	2658AS003-GB	1	3
WST-TSW	WARNING!			
	100	0401AS013-GB	2	10
WS-FG	Falling materials			UNI EN ISO 7010 ISO 3864 - UNI 7543
	50	202602	10	50
	100	202603	2	10
	150	202604	1	10
	200	202605	1	5
	300	202606	1	1
WS-HL	Suspended loads			UNI EN ISO 7010 ISO 3864 - UNI 7543
	50	202702	10	50
	100	202703	2	10
	150	202704	1	10
	200	202705	1	5
	300	202706	1	1
WST-LSY	Suspended loads			UNI 7543 - ISO 3864
	120 x 200	2458HL001-GB	1	3
WS-AF	Hole in the ground			UNI EN ISO 7010 ISO 3864 - UNI 7543
	25	203201	24	240
	50	203202	10	50
	100	203203	2	10
	150	203204	1	10
	200	203205	1	5
	300	203206	1	1

Family	Size mm	Type	Labels per sheet	Quantity
WS-DF	Danger of falling			UNI EN ISO 7010 ISO 3864 - UNI 7543
	25	203301	24	240
	50	203302	10	50
	100	203303	2	10
	150	203304	1	10
	200	203305	1	5
	300	203306	1	1
WS-DO	Obstacles on ground			UNI EN ISO 7010 ISO 3864 - UNI 7543
	25	203401	24	240
	50	203402	10	50
	100	203403	2	10
	150	203404	1	10
	200	203405	1	5
	300	203406	1	1
WS-SD	Slippery surface			UNI EN ISO 7010 ISO 3864 - UNI 7543
	25	203501	24	240
	50	203502	10	50
	100	203503	2	10
	150	203504	1	10
	200	203505	1	5
	300	203506	1	1
WS-CH	Danger to hands			UNI EN ISO 7010 ISO 3864 - UNI 7543
	12,5	202800	64	320
		202800-BULK	323	1.615
	25	202801	24	240
		202801-BULK	120	1.200
	50	202802	10	50
		202802-BULK	30	900
	100	202803	2	10
		202803-BULK	6	450
	150	202804	1	10
		202805	1	5
	300	202806	1	1
	WST-LSY	Danger to hands		
	65 x 131	2455CH001-GB	1	10
WST-TSW	Danger to hands			
	50	0400CH001-GB	5	25
	100	0401CH001-GB	2	10
	150	0402CH001-GB	1	5
WST-PAY	WARNING! Danger to hands			UNI 7543 - ISO 3864
	297 x 210	3658CH001-GB	1	2
WST-TSW	Danger of crushing			
	50	0400CH003-GB	5	25
	100	0401CH003-GB	2	10
WS-MB	Danger of crushing			
	50	202902	10	50
	100	202903	2	10
	150	202904	1	10
	200	202905	1	5
	300	202906	1	1



Family	Size mm	Type	Labels per sheet	Quantity
WST-LSY	Danger of crushing			UNI 7543 - ISO 3864
	65 x 131	2455MB001-GB	1	10
WS-PA	Vehicles crossing			UNI EN ISO 7010 ISO 3864 - UNI 7543
	25	203601	24	240
	50	203602	10	50
	100	203603	2	10
	150	203604	1	10
	200	203605	1	5
	300	203606	1	1
WS-VR	Mining car			UNI EN ISO 7010 ISO 3864 - UNI 7543
	25	203701	24	240
	50	203702	10	50
	100	203703	2	10
	150	203704	1	10
	200	203705	1	5
	300	203706	1	1
WS-MC	Lift trucks			UNI EN ISO 7010 ISO 3864 - UNI 7543
	50	203102	10	50
	100	203103	2	10
	150	203104	1	10
	200	203105	1	5
	300	203106	1	1
WS-MT	Danger of tipping			UNI EN ISO 7010 ISO 3864 - UNI 7543
	50	203002	10	50
	100	203003	2	10
	150	203004	1	10
	200	203005	1	5
	300	203006	1	1
WS-DD	Danger of death			UNI EN ISO 7010 ISO 3864 - UNI 7543
	50	204702	10	50
	100	204703	2	10
	150	204704	1	10
	200	204705	1	5
	300	204706	1	1
WS-OL	Optical light			UNI EN ISO 7010 ISO 3864 - UNI 7543
	50	204902	10	50
	100	204903	2	10
	150	204904	1	10
	200	204905	1	5
	300	204906	1	1
WS-ST	Steam			UNI EN ISO 7010 ISO 3864 - UNI 7543
	25	204801	24	240
	50	204802	10	50
	100	204803	2	10
	150	204804	1	10
	200	204805	1	5
	300	204806	1	1

Family	Size mm	Type	Labels per sheet	Quantity
WS-BS	Boiling substance			UNI EN ISO 7010 ISO 3864 - UNI 7543
	50	205002	10	50
	100	205003	2	10
	150	205004	1	10
	200	205005	1	5
	300	205006	1	1
WS-HK	Lifting hook			UNI EN ISO 7010 ISO 3864 - UNI 7543
	50	204602	10	50
	100	204603	2	10
	150	204604	1	10
	200	204605	1	5
WS-PR	Automatic carrier			UNI EN ISO 7010 ISO 3864 - UNI 7543
	50	205102	10	50
	100	205103	2	10
	150	205104	1	10
	200	205105	1	5
	300	205106	1	1
WS-LF	Lifting forks			UNI EN ISO 7010 ISO 3864 - UNI 7543
	50	204502	10	50
	100	204503	2	10
	150	204504	1	10
	200	204505	1	5
WS-WD	Watchdog			UNI EN ISO 7010 ISO 3864 - UNI 7543
	100	205203	2	10
	150	205204	2	10
	200	205205	1	5
	300	205206	1	1
WS-LR	Laser			
	25	203801	24	240
	50	203802	10	50
	100	203803	2	10
	150	203804	1	10
	200	203805	1	5
	300	203806	1	1
WS-LB	Laser			UNI EN ISO 7010 ISO 3864 - UNI 7543
	12,5	203900	64	320
		203900-BULK	323	1.615
	25	203901	24	240
		203901-BULK	120	1.200
	50	203902	10	50
		203902-BULK	30	900
	100	203903	2	10
		203903-BULK	6	450

WS

GB English F French D German E Spanish ... other language

other language on request

PET HF 40°C 130°C












Family	Size mm	Type	Labels per sheet	Quantity
WS-HTP	Electrical hazard			
	37 x 18	204000	7	35
		204000-BULK	60	1.080
	52 x 26	204001	5	25
		204001-BULK	27	810
	74 x 37	204002	3	15
		204002-BULK	12	1.020
	105 x 52	204003	1	10
		204003-BULK	6	300
	148 x 74	204004	1	5
	200 x 120	204005	1	3
230 V				
	52 x 26	204101HT012	5	25
		204101HT012-BULK	27	810
	74 x 37	204102HT012	3	15
		204102HT012-BULK	12	1.020
	105 x 52	204103HT012	1	10
		204103HT012-BULK	6	300
400 V				
	52 x 26	204101HT015	5	25
		204101HT015-BULK	27	810
	74 x 37	204102HT015	3	15
		204102HT015-BULK	12	1.020
	105 x 52	204103HT015	1	10
		204103HT015-BULK	6	300
400 V AC				
	52 x 26	204101HT075	5	25
415 V				
	52 x 26	204101HT085	5	25

Family	Size mm	Type	Labels per sheet	Quantity	
WS-ESD	Static electricity			UNI EN ISO 7010 ISO 3864 - UNI 7543	
	12,5	200000	64	320	
		200000-BULK	323	1.615	
	25	200001	24	240	
		200001-BULK	120	1.200	
	50	200002	10	50	
		200002-BULK	30	900	
	100	200003	2	10	
		200003-BULK	6	300	
	WST-ESDT	WARNING! Static electricity. Take appropriate precautions			
		26 x 52	3601ES001-GB	3	15
WST-ESDT	WARNING!				
	37 x 74	3600ES002-GB	5	25	
WSE	Emergency - STOP				
	60	204500	1	10	
	80	204501	1	10	
	60	204500-GB	1	10	
	80	204501-GB	1	10	
	60	204500-D	1	10	
	60	204500-F	1	10	
	80	204501-F	1	10	
	60	204500-E	1	10	
	80	204501-E	1	10	
	60	204500-P	1	10	
	rigid PVC, no adhesive				
	60	204500VR	1	10	
	80	204501VR	1	10	
	60	204500VR-GB	1	10	
	80	204501VR-GB	1	10	
60	204500VR-D	1	10		
60	204500VR-E	1	10		

LABELS

WS



Family	Size mm	Type	Labels per sheet	Quantity
WS-PV	Solar power			
WST-PSY	PV ARREY MODULE DANGER contains live parts during daylight			
	80 x 50	3460PV009-GB		90
WST-PSY	PV ARREY DC JUNCTION BOX DANGER contains live parts during daylight			
	80 x 50	3460PV010-GB		90
WST-PSY	PV SYSTEM Main AC isolator			
	80 x 50	3460PV011-GB		90
WST-PSY	PV ARREY DC ISOLATOR DANGER contains live parts during daylight			
	80 x 50	3460PV012-GB		90
WST-PSY	PV ARREY CABLE DANGER High Voltage DC live during daylight			
	80 x 50	3460PV013-GB		90
WST-LAY	WARNING! Live photovoltaic system during daytime 400 V DC			UNI 7543 - ISO 3864
	18 x 37	2652HT123-GB	7	35
WST-LAY	WARNING! Live photovoltaic system during daytime 600 V DC			UNI 7543 - ISO 3864
	18 x 37	2652HT124-GB	7	35
WST-LAY	WARNING! Live photovoltaic system during daytime 800 V DC			UNI 7543 - ISO 3864
	18 x 37	2652HT125-GB	7	35
	WARNING! Live photovoltaic system during daytime 1,000 V DC			UNI 7543 - ISO 3864
	18 x 37	2652HT126-GB	7	35

PS

Prohibition symbols

PVC film, on sheet

Consist of PS symbols supplemented by information in text form PST, or text only signs which can be used in combination with symbol only signs. Available in different graphic modes and formats, for marking equipment, machinery and installations in a detailed and efficient way.

Material: Polyester film over-laminated with transparent film resistant to UV, thickness approximately 0,1 mm. Resistant to Water, Oil, Grease, Alcohol, Detergent, Alkaline Substances and Atmospheric Agents. Low flammability, self extinguishing. Recommended for application to equipment for internal or external use, but not directly exposed to atmospheric agents. If exposed to atmospheric agents, the life of the label may be limited to five years.

Application temperature range: -40°C to +130°C



PET HF 40°C 130°C

RoHS COMPLIANT 2011/65/EU

Family	Size mm	Type	Labels per sheet	Quantity
PS-NS	No smoking			UNI EN ISO 7010 ISO 3864 - UNI 7543
	25	210000	15	150
	50	210001	3	30
	60	210002	3	30
	100	210003	2	10
	200	210004	1	5
	300	210005	1	1
PST-LSR	No smoking			ISO 3864 - UNI 7543
	150 x 300	4207NS001-GB	1	3
PST-PSW	No smoking			ISO 3864 - UNI 7543
	297 x 210	4307NS001-GB	1	2
PS-FL	Do not use open flames			UNI EN ISO 7010 ISO 3864 - UNI 7543
	25	210100	15	150
	50	210101	3	30
	60	210102	3	30
	100	210103	2	10
	200	210104	1	5
	300	210105	1	1
PST-LSR	Do not use open flames			
	150 x 300	4207FL001-GB	1	3

Family	Size mm	Type	Labels per sheet	Quantity
PS-SW	Do not use water to extinguish fires			UNI EN ISO 7010 ISO 3864 - UNI 7543
	25	210200	15	150
		210200-BULK	63	1.260
	50	210201	3	30
		210201-BULK	15	750
	60	210202	3	30
		210203	2	10
	100	210203-BULK	4	500
		210204	1	5
	300	210205	1	1
	PST-LSR	No water to be used for extinguishing fires		
	32 x 65	4200SW001-GB	4	20
	37 x 74	4201SW001-GB	3	15
	52 x 105	4202SW001-GB	1	10
	65 x 131	4203SW001-GB	1	10
	74 x 148	4204SW001-GB	1	5
	150 x 300	4207SW001-GB	1	3
PST-PSW	No water to be used for extinguishing fires			ISO 3864 - UNI 7543
	105 x 74	4303SW001-GB	1	10
	210 x 148	4306SW001-GB	1	3
PST-LSR	Do not use water to extinguish fires			
	52 x 105	4202SW002-GB	1	10
PST-PSW	Do not use water here			ISO 3864 - UNI 7543
	297 x 210	4307SW004-GB	1	2
PST-LSR	Do not use water to extinguish fires			
	65 x 131	4203SW005-GB	1	10



Family	Size mm	Type	Labels per sheet	Quantity
PS-TP	No photographs			UNI EN ISO 7010 ISO 3864 - UNI 7543
	25	212600	15	150
	50	212601	3	30
	60	212602	3	30
	100	212603	2	10
	200	212604	1	5
	300	212605	1	1
PS-DW	No drinking, no drinking water			UNI EN ISO 7010 ISO 3864 - UNI 7543
	25	210300	15	150
	50	210301	3	30
	60	210302	3	30
	100	210303	2	10
	200	210304	1	5
	300	210305	1	1
PS-SK	No water jets			UNI EN ISO 7010 ISO 3864 - UNI 7543
	25	210400	15	150
	50	210401	3	30
	60	210402	3	30
	100	210403	2	10
	200	210404	1	5
	300	210405	1	1
PST-PSW	Do not wash machines with water jets			ISO 3864 - UNI 7543
	92 x 65	4302SK007-GB	1	10
PS-DC	Do not turn the switch			UNI EN ISO 7010 ISO 3864 - UNI 7543
	25	211500	15	150
	50	211501	3	30
	60	211502	3	30
	100	211503	2	10
	200	211504	1	5
	300	211505	1	1
PST-LSR	Do not operate the switch			
	65 x 131	4203DC001-GB	1	10
PS-NP	No entry			UNI EN ISO 7010 ISO 3864 - UNI 7543
	25	210500	15	150
	50	210501	3	30
	60	210502	3	30
	100	210503	2	10
	200	210504	1	5
	300	210505	1	1
PST-PSW	Access prohibited			ISO 3864 - UNI 7543
	74 x 52	4301NP003-GB	2	10
	148 x 105	4304NP003-GB	1	5

Family	Size mm	Type	Labels per sheet	Quantity
PST-LSR	Access for personnel only			
	150 x 300	4207NP004-GB	1	3
PST-LSR	No access to unauthorised personnel			ISO 3864 - UNI 7543
	52 x 105	4202NP005-GB	1	10
	74 x 148	4204NP005-GB	1	5
PST-PSW	No access to unauthorised personnel			ISO 3864 - UNI 7543
	297 x 210	4307NP005-GB	1	2
PST-PSW	No access to unauthorised persons			ISO 3864 - UNI 7543
	105 x 74	4303NP006-GB	1	10
PST-LSR	No access to non-company personnel			ISO 3864 - UNI 7543
	74 x 148	4204NP007-GB	1	5
PS-PP	No pedestrian traffic			UNI EN ISO 7010 ISO 3864 - UNI 7543
	25	210600	15	150
	50	210601	3	30
	60	210602	3	30
	100	210603	2	10
	200	210604	1	5
	300	210605	1	1
PST-LSR	Pedestrians not allowed on this route			ISO 3864 - UNI 7543
	105 x 210	4205PP005-GB	1	3
PS-AA	No access for animals			UNI EN ISO 7010 ISO 3864 - UNI 7543
	25	210700	15	150
	50	210701	3	30
	60	210702	3	30
	100	210703	2	10
	200	210704	1	5
	300	210705	1	1
PS-PC	No access for lift trucks			UNI EN ISO 7010 ISO 3864 - UNI 7543
	25	210800	15	150
	50	210801	3	30
	60	210802	3	30
	100	210803	2	10
	200	210804	1	5
	300	210805	1	1
PS-NM	Do not carry out any operations			
	25	211400	15	150
	50	211401	3	30
	60	211402	3	30
	100	211403	2	10
	200	211404	1	5
	300	211405	1	1

PS

GB English F French D German E Spanish ... other language










other language on request












Family	Size mm	Type	Labels per sheet	Quantity
PST-LSR	Do not carry out any operations			
	65 x 131	4203NM001-GB	1	10
	120 x 200	4206NM001-GB	1	3
PS-AP	General prohibition <small>UNI EN ISO 7010 ISO 3864 - UNI 7543</small>			
	25	212700	15	150
	50	212701	3	30
	60	212702	3	30
	100	212703	2	10
	200	212704	1	5
	300	212705	1	1
<i>Always use in combination with other symbol or text</i>				
PS-MF	Mobile radios prohibited <small>UNI EN ISO 7010 ISO 3864 - UNI 7543</small>			
	25	211600	15	150
	50	211601	3	30
	60	211602	3	30
	100	211603	2	10
	200	211604	1	5
	300	211605	1	1
PS-CP	Mobile phones prohibited <small>UNI EN ISO 7010 ISO 3864 - UNI 7543</small>			
	25	211700	15	150
	50	211701	3	30
	60	211702	3	30
	100	211703	2	10
	200	211704	1	5
	300	211705	1	1
PS-PM	No access to cardiac pacemakers <small>UNI EN ISO 7010 ISO 3864 - UNI 7543</small>			
	25	212100	15	150
	50	212101	3	30
	60	212102	3	30
	100	212103	2	10
	200	212104	1	5
	300	212105	1	1
PST-PSW	No access for persons with cardiac stimulators <small>ISO 3864 - UNI 7543</small>			
	297 x 210	4307PM001-GB	1	2
PS-MC	Do not bring magnetic cards in here <small>UNI EN ISO 7010 ISO 3864 - UNI 7543</small>			
	25	211800	15	150
	50	211801	3	30
	60	211802	3	30
	100	211803	2	10
	200	211804	1	5
	300	211805	1	1
PS-MT	Do not bring watches or metal objects in here <small>UNI EN ISO 7010 ISO 3864 - UNI 7543</small>			
	25	211900	15	150
	50	211901	3	30
	60	211902	3	30
	100	211903	2	10
	200	211904	1	5
	300	211905	1	1

Family	Size mm	Type	Labels per sheet	Quantity
PS-MP	No access for persons with metal prostheses			<small>UNI EN ISO 7010 ISO 3864 - UNI 7543</small>
	25	212000	15	150
	50	212001	3	30
	60	212002	3	30
	100	212003	2	10
	200	212004	1	5
	300	212005	1	1
PS-RP	Do not remove guards			<small>UNI EN ISO 7010 ISO 3864 - UNI 7543</small>
	25	212400	15	150
	50	212401	3	30
	60	212402	3	30
	100	212403	2	10
	200	212404	1	5
	300	212405	1	1
PST-LSR	Do not remove guards			
	52 x 105	4202RP001-GB	1	10
PST-PSW	Do not remove guards			
	92 x 65	4302RP001-GB	1	10
PST-LSR	Do not remove the protection and safety devices			
	37 x 74	4201RP003-GB	3	15
PST-PSW	Do not remove the protection and safety devices			
	74 x 52	4301RP003-GB	2	10
	92 x 65	4302RP003-GB	1	10
	105 x 74	4303RP003-GB	1	10
	148 x 105	4304RP003-GB	1	5
PS-HC	Do not stand under the forks			<small>ISO 3864 - UNI 7543</small>
	25	210900	15	150
	50	210901	3	30
	60	210902	3	30
	100	210903	2	10
	200	210904	1	5
	300	210905	1	1
PS-UC	No climbing on the forks			<small>UNI EN ISO 7010 ISO 3864 - UNI 7543</small>
	25	211000	15	150
	50	211001	3	30
	60	211002	3	30
	100	211003	2	10
	200	211004	1	5
	300	211005	1	1
PS-SM	No materials to be deposited			<small>UNI EN ISO 7010 ISO 3864 - UNI 7543</small>
	25	211100	15	150
	50	211101	3	30
	60	211102	3	30
	100	211103	2	10
	200	211104	1	5
	300	211105	1	1



Family	Size mm	Type	Labels per sheet	Quantity
	Use of gloves prohibited			UNI EN ISO 7010 ISO 3864 - UNI 7543
	25	212800	15	150
	50	212801	3	30
	60	212802	3	30
	100	212803	2	10
	200	212804	1	5
	300	212805	1	1
	Do not lubricate moving parts			UNI EN ISO 7010 ISO 3864 - UNI 7543
	25	212500	15	150
	50	212501	3	30
	60	212502	3	30
	100	212503	2	10
	200	212504	1	5
	Do not lubricate moving parts			ISO 3864 - UNI 7543
	92 x 65	4302NL001-GB	1	10
	148 x 105	4304NL001-GB	1	5
	No operations permitted on moving parts			ISO 3864 - UNI 7543
	92 x 65	4302NL003-GB	1	10
	105 x 74	4303NL003-GB	1	10
	148 x 105	4304NL003-GB	1	5
	Do not lubricate and clean while in motion			ISO 3864 - UNI 7543
	74 x 52	4301NL006-GB	2	10
	Do not repair or adjust while in motion			ISO 3864 - UNI 7543
	74 x 52	4301NL007-GB	2	10
	Do not spray CFCs			UNI EN ISO 7010 ISO 3864 - UNI 7543
	25	213000	15	150
	50	213001	3	30
	60	213002	3	30
	100	213003	2	10
	200	213004	1	5
	300	213005	1	1
	Use of padlocks prohibited			UNI EN ISO 7010 ISO 3864 - UNI 7543
	25	213100	15	150
	50	213101	3	30
	60	213102	3	30
	100	213103	2	10
	200	213104	1	5
	Hair is not to be worn loose			UNI EN ISO 7010 ISO 3864 - UNI 7543
	25	213200	15	150
	50	213201	3	30
	60	213202	3	30
	100	213203	2	10
	200	213204	1	5
300	213205	1	1	

Family	Size mm	Type	Labels per sheet	Quantity
	No riding on the goods lift			UNI EN ISO 7010 ISO 3864 - UNI 7543
	25	212200	15	150
	50	212201	3	30
	60	212202	3	30
	100	212203	2	10
	200	212204	1	5
	300	212205	1	1
	Goods lift not to be used for carrying persons			UNI EN ISO 7010 ISO 3864 - UNI 7543
	25	212300	15	150
	50	212301	3	30
	60	212302	3	30
	100	212303	2	10
	200	212304	1	5
300	212305	1	1	
	No camping			UNI EN ISO 7010 ISO 3864 - UNI 7543
	25	212900	15	150
	50	212901	3	30
	60	212902	3	30
	100	212903	2	10
	200	212904	1	5
300	212905	1	1	
	Do not approach magnetic fields			UNI EN ISO 7010 ISO 3864 - UNI 7543
	25	213300	15	150
	50	213301	3	30
	60	213302	3	30
	100	213303	2	10
	200	213304	1	5
300	213305	1	1	
	Do not touch			UNI EN ISO 7010 ISO 3864 - UNI 7543
	25	211200	15	150
	50	211201	3	30
	60	211202	3	30
	100	211203	2	10
	200	211204	1	5
300	211205	1	1	
	Do not touch			ISO 3864 - UNI 7543
	74 x 52	43010D001-GB	2	10
	105 x 74	43030D001-GB	1	10
	Do not touch			ISO 3864 - UNI 7543
	297 x 210	43070D001-GB	1	2
	Do not touch			ISO 3864 - UNI 7543
	Do not open			ISO 3864 - UNI 7543
	52x105	42020D002-GB	1	10
	Do not open. Panel to be opened by authorised persons only			ISO 3864 - UNI 7543
	52 x 105	42020D007-GB	1	10
	74 x 148	42040D007-GB	1	5

PS

GB English F French D German E Spanish ... other language

other language on request

PET HF 40°C 130°C



Family	Size mm	Type	Labels per sheet	Quantity
PST-LSR	Do not open. Panel to be opened by electricians only			
	37 x 74	42010D008-GB	3	15
	52 x 105	42020D008-GB	1	10
	74 x 148	42040D008-GB	1	5
PST-PSW	Do not open. Panel to be opened by electricians only <small>ISO 3864 - UNI 7543</small>			
	74 x 52	43010D008-GB	2	10
	105 x 74	43030D008-GB	1	10
PST-LSR	Unauthorised opening forbidden			
	65 x 131	42030D009-GB	1	10
PS-TA	Do not open <small>UNI EN ISO 7010 ISO 3864 - UNI 7543</small>			
	25	211300	15	150
		211300-BULK	63	1.260
	50	211301	3	30
		211301-BULK	15	750
	60	211302	3	30
	100	211303	2	10
		211303-BULK	4	500
	200	211304	1	5
	300	211305	1	1
PST-LSR	Do not open			
	52 x 105	4202TA001-GB	1	10
PST-LSR	Do not open live equipment			
	52 x 105	4202TA003-GB	1	10
PST-LSR	Do not open. Panel to be opened by authorised persons only			
	37 x 74	4201TA006-GB	3	15
	52 x 105	4202TA006-GB	1	10
	65 x 131	4203TA006-GB	1	10
PST-PSW	Do not open. Panel to be opened by authorised persons only <small>ISO 3864 - UNI 7543</small>			
	92 x 65	4302TA006-GB	1	10
PST-LSR	Do not open. Panel to be opened by electricians only			
	52 x 105	4202TA007-GB	1	10
	105 x 210	4205TA007-GB	1	3
PST-PSW	Do not open. Panel to be opened by electricians only <small>ISO 3864 - UNI 7543</small>			
	92 x 65	4302TA007-GB	1	10
PS-RS	Use of roller skates prohibited <small>UNI EN ISO 7010 ISO 3864 - UNI 7543</small>			
	25	213500	15	150
	50	213501	3	30
	60	213502	3	30
	100	213503	2	10
	200	213504	1	5
	300	213505	1	1

Family	Size mm	Type	Labels per sheet	Quantity
PS-MH	Do not stand under the moving arm			<small>UNI EN ISO 7010 ISO 3864 - UNI 7543</small>
	25	213400	15	150
	50	213401	3	30
	60	213402	3	30
	100	213403	2	10
	200	213404	1	5
	300	213405	1	1
PS-AG	No leaning against			
PST-LSR	No leaning against			
	65 x 131	4203AG001-GB	1	10
PS-SS	No stepping on surface			
PST-LSR	No stepping on surface			
	65 x 131	4203SS001-GB	1	10
PS-NF	No pushing			
PST-LSR	No pushing			
	65 x 131	4203NF001-GB	1	10

Mandatory signs






Polyester film, Halogen free, on sheet






Consist of MS symbols supplemented by information in text form MST, or text only signs which can be used in combination with symbol only signs. Available in different graphic modes and formats, for marking equipment, machinery and installations in a detailed and efficient way.

Material: Polyester film over-laminated with transparent film resistant to UV, thickness approximately 0,1 mm. Resistant to Water, Oil, Grease, Alcohol, Detergent, Alkaline Substances and Atmospheric Agents. Low flammability, self extinguishing. Recommended for application to equipment for internal or external use, but not directly exposed to atmospheric agents. If exposed to atmospheric agents, the life of the label may be limited to five years.

Application temperature range: -40°C to +130°C



















Family	Size mm	Type	Labels per sheet	Quantity
MS-WG	Protective goggles must be worn			UNI EN ISO 7010 ISO 3864 - UNI 7543
	25	220000	15	150
	50	220001	3	30
	60	220002	3	30
	100	220003	2	10
	200	220004	1	5
	300	220005	1	1
MS-WH	Protective helmets are required			UNI EN ISO 7010 ISO 3864 - UNI 7543
	25	220100	15	150
	50	220101	3	30
	60	220102	3	30
	100	220103	2	10
	200	220104	1	5
	300	220105	1	1
MS-WD	Protective earmuffs are required			UNI EN ISO 7010 ISO 3864 - UNI 7543
	25	220200	15	150
	50	220201	3	30
	60	220202	3	30
	100	220203	2	10
	200	220204	1	5
	300	220205	1	1
MST-PSW	Protect your hearing			ISO 3864 - UNI 7543
	148X105	6304WD002-GB	1	5
MS-WO	Full body protection required			UNI EN ISO 7010 ISO 3864 - UNI 7543
	25	220700	15	150
	50	220701	3	30
	60	220702	3	30
	100	220703	2	10
	200	220704	1	5
	300	220705	1	1

Family	Size mm	Type	Labels per sheet	Quantity
MS-GM	Gas masks required			UNI EN ISO 7010 ISO 3864 - UNI 7543
	25	220300	15	150
	50	220301	3	30
	60	220302	3	30
	100	220303	2	10
	200	220304	1	5
	300	220305	1	1
MS-MM	Protective mask required			UNI EN ISO 7010 ISO 3864 - UNI 7543
	25	220400	15	150
	50	220401	3	30
	60	220402	3	30
	100	220403	2	10
	200	220404	1	5
	300	220405	1	1
MS-WC	Hats must be worn			UNI EN ISO 7010 ISO 3864 - UNI 7543
	25	220500	15	150
	50	220501	3	30
	60	220502	3	30
	100	220503	2	10
	200	220504	1	5
	300	220505	1	1
MS-CG	Wear protective gloves			UNI EN ISO 7010 ISO 3864 - UNI 7543
	25	220900	15	150
	50	220901	3	30
	60	220902	3	30
	100	220903	2	10
	200	220904	1	5
	300	220905	1	1
MST-PSW	Wear protective gloves			ISO 3864 - UNI 7543
	148 x 105	6304CG001-GB	1	5

other language on request



Family	Size mm	Type	Labels per sheet	Quantity
MST-PSW	Safety gloves required			ISO 3864 - UNI 7543
	105 x 74	6303CG005-GB	1	10
MS-HP	Hair must be tied back			UNI EN ISO 7010 ISO 3864 - UNI 7543
	25	220600	15	150
	50	220601	3	30
	60	220602	3	30
	100	220603	2	10
	200	220604	1	5
	300	220605	1	1
MS-WA	Apron must be worn			UNI EN ISO 7010 ISO 3864 - UNI 7543
	25	220800	15	150
	50	220801	3	30
	60	220802	3	30
	100	220803	2	10
	200	220804	1	5
300	220805	1	1	
MS-HD	Protect head and hearing			UNI EN ISO 7010 ISO 3864 - UNI 7543
	25	221200	15	150
	50	221201	3	30
	60	221202	3	30
	100	221203	2	10
	200	221204	1	5
300	221205	1	1	
MS-GD	Protect eyes and hearing			UNI EN ISO 7010 ISO 3864 - UNI 7543
	25	221300	15	150
	50	221301	3	30
	60	221302	3	30
	100	221303	2	10
	200	221304	1	5
300	221305	1	1	
MST-LSB	Protect eyes and hearing			ISO 3864 - UNI 7543
	120 x 200	6206GD001-GB	1	3
MS-LG	Wear gloves with wrist protection			UNI EN ISO 7010 ISO 3864 - UNI 7543
	25	221000	15	150
	50	221001	3	30
	60	221002	3	30
	100	221003	2	10
	200	221004	1	5
	300	221005	1	1
MS-WB	Wear protective footwear			UNI EN ISO 7010 ISO 3864 - UNI 7543
	25	221100	15	150
	50	221101	3	30
	60	221102	3	30
	100	221103	2	10
	200	221104	1	5
	300	221105	1	1

Family	Size mm	Type	Labels per sheet	Quantity
MST-PSW	Wear protective footwear			ISO 3864 - UNI 7543
	148 x 105	6304WB001-GB	1	5
MS-WM	Wear facial protection			UNI EN ISO 7010 ISO 3864 - UNI 7543
	25	221700	15	150
	50	221701	3	30
	60	221702	3	30
	100	221703	2	10
	200	221704	1	5
	300	221705	1	1
MST-PSW	Wear face shield			ISO 3864 - UNI 7543
	105 x 74	6303WM001-GB	1	10
MS-DS	Wear footwear with conductive soles			UNI EN ISO 7010 ISO 3864 - UNI 7543
	25	222200	15	150
	50	222201	3	30
	60	222202	3	30
	100	222203	2	10
	200	222204	1	5
	300	222205	1	1
MS-MH	Wear helmet and face shield			UNI EN ISO 7010 ISO 3864 - UNI 7543
	25	221800	15	150
	50	221801	3	30
	60	221802	3	30
	100	221803	2	10
	200	221804	1	5
	300	221805	1	1
MS-CH	Wash hands before leaving work			UNI EN ISO 7010 ISO 3864 - UNI 7543
	25	221900	15	150
	50	221901	3	30
	60	221902	3	30
	100	221903	2	10
	200	221904	1	5
	300	221905	1	1
MS-PH	Wear safety harness			UNI EN ISO 7010 ISO 3864 - UNI 7543
	25	222000	15	150
	50	222001	3	30
	60	222002	3	30
	100	222003	2	10
	200	222004	1	5
	300	222005	1	1
MS-HG	Protect head and eyes			UNI EN ISO 7010 ISO 3864 - UNI 7543
	25	221400	15	150
	50	221401	3	30
	60	221402	3	30
	100	221403	2	10
	200	221404	1	5
	300	221405	1	1



Family	Size mm	Type	Labels per sheet	Quantity
MS-HM	Protect head and respiratory passages			UNI EN ISO 7010 ISO 3864 - UNI 7543
	25	221500	15	150
	50	221501	3	30
	60	221502	3	30
	100	221503	2	10
	200	221504	1	5
	300	221505	1	1
MS-FP	Head, eyes and hearing must be protected			UNI EN ISO 7010 ISO 3864 - UNI 7543
	25	221600	15	150
	50	221601	3	30
	60	221602	3	30
	100	221603	2	10
	200	221604	1	5
	300	221605	1	1
MS-SB	Wear safety belts			UNI EN ISO 7010 ISO 3864 - UNI 7543
	25	222100	15	150
	50	222101	3	30
	60	222102	3	30
	100	222103	2	10
	200	222104	1	5
	300	222105	1	1
MS-CD	Keep the door closed			UNI EN ISO 7010 ISO 3864 - UNI 7543
	25	222300	15	150
	50	222301	3	30
	60	222302	3	30
	100	222303	2	10
	200	222304	1	5
	300	222305	1	1
MS-PT	For pedestrians only			UNI EN ISO 7010 ISO 3864 - UNI 7543
	25	222400	15	150
	50	222401	3	30
	60	222402	3	30
	100	222403	2	10
	200	222404	1	5
	300	222405	1	1
MS-PS	Footbridge			UNI EN ISO 7010 ISO 3864 - UNI 7543
	25	222500	15	150
	50	222501	3	30
	60	222502	3	30
	100	222503	2	10
	200	222504	1	5
	300	222505	1	1
MS-ME	Lift for goods only			UNI EN ISO 7010 ISO 3864 - UNI 7543
	25	222600	15	150
	50	222601	3	30
	60	222602	3	30
	100	222603	2	10
	200	222604	1	5
	300	222605	1	1

Family	Size mm	Type	Labels per sheet	Quantity
MS-PD	Direction			UNI EN ISO 7010 ISO 3864 - UNI 7543
	25	223200	15	150
	50	223201	3	30
	60	223202	3	30
	100	223203	2	10
	200	223204	1	5
	300	223205	1	1
MS-PE	Lift for passengers only			UNI EN ISO 7010 ISO 3864 - UNI 7543
	25	222700	15	150
	50	222701	3	30
	60	222702	3	30
	100	222703	2	10
	200	222704	1	5
	300	222705	1	1
MS-DM	Unplug from mains			UNI EN ISO 7010 ISO 3864 - UNI 7543
	25	222800	15	150
	50	222801	3	30
	60	222802	3	30
	100	222803	2	10
	200	222804	1	5
	300	222805	1	1
MS-BC	Switch off power before starting work			UNI EN ISO 7010 ISO 3864 - UNI 7543
	25	222900	15	150
	50	222901	3	30
	60	222902	3	30
	100	222903	2	10
	200	222904	1	5
	300	222905	1	1
MST-PSW	Disconnect the line before carrying out any operation			ISO 3864 - UNI 7543
	74 x 52	6301BC002-GB	2	10
MS-AM	Obey safety regulations			UNI EN ISO 7010 ISO 3864 - UNI 7543
	25	223300	15	150
	50	223301	3	30
	60	223302	3	30
	100	223303	2	10
	200	223304	1	5
	300	223305	1	1
<i>Always use in combination with other symbol or text</i>				
MS-SA	Smoking area			UNI EN ISO 7010 ISO 3864 - UNI 7543
	25	223000	15	150
	50	223001	3	30
	60	223002	3	30
	100	223003	2	10
	200	223004	1	5
	300	223005	1	1

MS


GB English F French D German E Spanish ... other language

other language on request



Family	Size mm	Type	Labels per sheet	Quantity
MS-SS	Smoking allowed in marked areas only		UNI EN ISO 7010 ISO 3864 - UNI 7543	
	25	223100	15	150
	50	223101	3	30
	60	223102	3	30
	100	223103	2	10
	200	223104	1	5
	300	223105	1	1
MS-PL	Pedestrians turn left		UNI EN ISO 7010 ISO 3864 - UNI 7543	
	25	223600	15	150
	50	223601	3	30
	60	223602	3	30
	100	223603	2	10
	200	223604	1	5
	300	223605	1	1
MS-PR	Pedestrians turn right		UNI EN ISO 7010 ISO 3864 - UNI 7543	
	25	223700	15	150
	50	223701	3	30
	60	223702	3	30
	100	223703	2	10
	200	223704	1	5
	300	223705	1	1
MS-VS	Vehicles at walking pace		UNI EN ISO 7010 ISO 3864 - UNI 7543	
	25	223800	15	150
	50	223801	3	30
	60	223802	3	30
	100	223803	2	10
	200	223804	1	5
	300	223805	1	1
MST-LSB	At walking pace		ISO 3864 - UNI 7543	
	120 x 200	6206VS003-GB	1	3
MS-CS	At walking pace		UNI EN ISO 7010 ISO 3864 - UNI 7543	
	25	223900	15	150
	50	223901	3	30
	60	223902	3	30
	100	223903	2	10
	200	223904	1	5
	300	223905	1	1
MS-UH	Activate the alarm		UNI EN ISO 7010 ISO 3864 - UNI 7543	
	25	223400	15	150
	50	223401	3	30
	60	223402	3	30
	100	223403	2	10
	200	223404	1	5
	300	223405	1	1

Family	Size mm	Type	Labels per sheet	Quantity
MS-TD	Put refuse in the appropriate container		UNI EN ISO 7010 ISO 3864 - UNI 7543	
	25	223500	15	150
	50	223501	3	30
	60	223502	3	30
	100	223503	2	10
	200	223504	1	5
	300	223505	1	1
MS-RI	Reading manual		UNI EN ISO 7010 ISO 3864 - UNI 7543	
	50	224101	3	30
	100	224103	2	10
MS-RI	Lifting hook		UNI EN ISO 7010 ISO 3864 - UNI 7543	
	25	224500	15	150
	50	224501	3	30
	60	224502	3	30



Electrical symbols

PVC film, on sheet

Consist of CS symbols supplemented by information in text form, or text only signs which can be used in combination with symbol only signs. Available in different graphic modes and formats, for marking equipment, machinery and installations in a detailed and efficient way.

Material: Polyester film over-laminated with transparent film resistant to UV, thickness approximately 0,1 mm. Resistant to Water, Oil, Grease, Alcohol, Detergent, Alkaline Substances and Atmospheric Agents. Low flammability, self extinguishing. Recommended for application to equipment for internal or external use, but not directly exposed to atmospheric agents. If exposed to atmospheric agents, the life of the label may be limited to five years.

Application temperature range: -40°C to +130°C



Family	Size mm	Type	Labels per sheet	Quantity
CS-ES	Earth			
	12,5	700600	45	225
	16	700601	28	140
	20	700602	18	90
	25	700603	15	75
	25	700604	15	75
	31,5	700605	8	40
CS-EYG	Earth			
	12,5	700700	45	225
		700700-BULK	192	960
	16	700701	28	140
		700701-BULK	117	1.170
	20	700702	18	90
		700702-BULK	80	1.200
	25	700703	15	75
31,5	700704	8	40	
CS-E	Earth			
	12,5	700800	45	225
	16	700801	28	140
	20	700802	18	90
	25	700803	15	75
	31,5	700804	8	40
CS-EP	Protected earth			
	12,5	700900	45	225
	16	700901	28	140
	20	700902	18	90
	25	700903	15	75
	31,5	700904	8	40
CS-EPY	Protected earth			
	12,5	705000	45	225
	16	705001	28	140
	20	705002	18	90
CS-EWN	Earth without noise			
	12,5	701000	45	225
	16	701001	28	140
	20	701002	18	90
	25	701003	15	75
	31,5	701004	8	40

Family	Size mm	Type	Labels per sheet	Quantity
CS-TE	Earth without interference			
	12,5	701100	45	225
	16	701101	28	140
	20	701102	18	90
	25	701103	15	75
	31,5	701104	8	40
CS-PS	Positive			
	12,5	701800	45	225
	16	701801	28	140
	20	701802	18	90
	25	701803	15	75
	31,5	701804	8	40
CS-NS	Negative			
	12,5	701900	45	225
	16	701901	28	140
	20	701902	18	90
	25	701903	15	75
	31,5	701904	8	40
CS-PR	Positive			
	12,5	702000	45	225
		702000-BULK	192	960
	16	702001	28	140
		702001-BULK	117	1.170
	20	702002	18	90
		702002-BULK	80	1.200
	25	702003	15	75
	31,5	702004	8	40
CS-NB	Negative			
	12,5	702100	45	225
		702100-BULK	192	960
	16	702101	28	140
		702101-BULK	117	1.170
	20	702102	18	90
		702102-BULK	80	1.200
	25	702103	15	75
	31,5	702104	8	40

CS



Family	Size mm	Type	Labels per sheet	Quantity
CS-L1 Phase 1				
	12,5	700000	45	225
		700000-BULK	192	960
	16	700001	28	140
		700001-BULK	117	1.170
	20	700002	18	90
		700002-BULK	80	1.200
	25	700003	15	75
	31,5	700004	8	40
CS-L2 Phase 2				
	12,5	700100	45	225
		700100-BULK	192	960
	16	700101	28	140
		700101-BULK	117	1.170
	20	700102	18	90
		700102-BULK	80	1.200
	25	700103	15	75
	31,5	700104	8	40
CS-L3 Phase 3				
	12,5	700200	45	225
		700200-BULK	192	960
	16	700201	28	140
		700201-BULK	117	1.170
	20	700202	18	90
		700202-BULK	80	1.200
	25	700203	15	75
	31,5	700204	8	40
CS-N Neutral				
	12,5	700300	45	225
		700300-BULK	192	960
	16	700301	28	140
		700301-BULK	117	1.170
	20	700302	18	90
		700302-BULK	80	1.200
	25	700303	15	75
	31,5	700304	8	40
CS-EY Earth				
	12,5	700400	45	225
		700400-BULK	192	960
	16	700401	28	140
		700401-BULK	117	1.170
	20	700402	18	90
		700402-BULK	80	1.200
	25	700403	15	75
	31,5	700404	8	40
CS-EW Earth				
	12,5	700500	45	225
		700500-BULK	192	960
	16	700501	28	140
		700501-BULK	117	1.170
	20	700502	18	90
		700502-BULK	80	1.200
	25	700503	15	75
	31,5	700504	8	40
CS-PE Protected conductor				
	12,5	701200	45	225
		701200-BULK	192	960
	16	701201	28	140
		701201-BULK	117	1.170
	20	701202	18	90
		701202-BULK	80	1.200
	25	701203	15	75
	31,5	701204	8	40

Family	Size mm	Type	Labels per sheet	Quantity
CS-PEN Neutral with protective function				
	12,5	701300	45	225
	16	701301	28	140
	20	701302	18	90
	25	701303	15	75
	31,5	701304	8	40
CS-N-PEN Neutral with protective function				
	12,5	704400	45	225
	16	704401	28	140
	20	704402	18	90
	31,5	704404	8	40
CS-PU Protected conductor not connected to earth				
	12,5	701400	45	225
	16	701401	28	140
	20	701402	18	90
	25	701403	15	75
	31,5	701404	8	40
CS-CC Equipotential				
	12,5	701500	45	225
	16	701501	28	140
	20	701502	18	90
	25	701503	15	75
	31,5	701504	8	40
CS-MW Earth				
	12,5	702200	45	225
	16	702201	28	140
	20	702202	18	90
	25	702203	15	75
	31,5	702204	8	40
CS-MS Earth				
	12,5	702300	45	225
	16	702301	28	140
	20	702302	18	90
	25	702303	15	75
	31,5	702304	8	40
CS-DCW Direct current				
	12,5	703000	45	225
	16	703001	28	140
	20	703002	18	90
	25	703003	15	75
	31,5	703004	8	40
CS-DCS Direct current				
	12,5	703100	45	225
	16	703101	28	140
	20	703102	18	90
	25	703103	15	75
	31,5	703104	8	40
CS-DACW Direct and alternating current				
	12,5	703200	45	225
	16	703201	28	140
	20	703202	18	90
	25	703203	15	75
	31,5	703204	8	40
CS-DACS Direct and alternating current				
	12,5	703300	45	225
	16	703301	28	140
	20	703302	18	90
	25	703303	15	75
	31,5	703304	8	40

LABELS

CS



Family	Size mm	Type	Labels per sheet	Quantity	
CS-DIW	Class II insulation				
	12,5	703400	45	225	
	16	703401	28	140	
	20	703402	18	90	
	25	703403	15	75	
	31,5	703404	8	40	
CS-DIS	Class II insulation				
	12,5	703500	45	225	
	16	703501	28	140	
	20	703502	18	90	
	25	703503	15	75	
	31,5	703504	8	40	
CS-TIW	Class III insulation				
	12,5	703600	45	225	
	16	703601	28	140	
	20	703602	18	90	
	25	703603	15	75	
	31,5	703604	8	40	
CS-TIS	Class III insulation				
	12,5	703700	45	225	
	16	703701	28	140	
	20	703702	18	90	
	25	703703	15	75	
	31,5	703704	8	40	
CS-EX	Increased safety				
	12,5	703800	45	225	
	16	703801	28	140	
	20	703802	18	90	
	25	703803	15	75	
	31,5	703804	8	40	
CS-CE	EC standards				
	12,5	703900	45	225	
		703900-BULK	192	960	
	16	703901	28	140	
		703901-BULK	117	1.170	
	20	703902	18	90	
		703902-BULK	80	1.200	
	25	703903	15	75	
	31,5	703904	8	40	
	CS-PW	Positive			
		12,5	701600	45	225
16		701601	28	140	
20		701602	18	90	
25		701603	15	75	
31,5		701604	8	40	
CS-NW	Negative				
	12,5	701700	45	225	
	16	701701	28	140	
	20	701702	18	90	
	25	701703	15	75	
	31,5	701704	8	40	
CS-MM	Connection to earth or chassis				
	12,5	702400	45	225	
	16	702401	28	140	
	20	702402	18	90	
	25	702403	15	75	
	31,5	702404	8	40	

Family	Size mm	Type	Labels per sheet	Quantity
CS-L+	Positive			
	12,5	702500	45	225
	16	702501	28	140
	20	702502	18	90
	25	702503	15	75
	31,5	702504	8	40
CS-L-	Negative			
	12,5	702600	45	225
	16	702601	28	140
	20	702602	18	90
	25	702603	15	75
	31,5	702604	8	40
CS-M	Voltage median point			
	12,5	702700	45	225
	16	702701	28	140
	20	702702	18	90
	25	702703	15	75
	31,5	702704	8	40
CS-ACW	Alternating current			
	12,5	702800	45	225
	16	702801	28	140
	20	702802	18	90
	25	702803	15	75
	31,5	702804	8	40
CS-ACS	Alternating current			
	12,5	702900	45	225
	16	702901	28	140
	20	702902	18	90
	25	702903	15	75
	31,5	702904	8	40
CS-EQP	Equipotential			
	12,5	704600	45	225
	20	704602	18	90
CS-B	B			
	20	704702	18	90
CS-O	O			
	20	704302	18	90
CS-R	R			
	16	704001	28	140
	20	704802	18	90
CS-Y	Y			
	20	704902	18	90

VS

Utility sector signs

with text, PVC film

Available in different graphic modes and formats, for marking equipment, machinery and installations in a detailed and efficient way.

Texts can be supplied in different languages.

Material: Polyester film over-laminated with transparent film resistant to UV, thickness approximately 0,1 mm. Resistant to Water, Oil, Grease, Alcohol, Detergent, Alkaline Substances and Atmospheric Agents. Low flammability, self extinguishing. Recommended for application to equipment for internal or external use, but not directly exposed to atmospheric agents. If exposed to atmospheric agents, the life of the label may be limited to five years.

Application temperature range: -40°C to +130°C



Family	Size mm	Type	Labels per sheet	Language	Quantity
VS-180					
	70 x 120	268000	1	Italian	10
		268000-BULK	4	Italian	300
		268000-GB	1	English	10
		268000-GB-BULK	4	English	300
		268000-F	1	French	10
		268000-F-BULK	4	French	300
		268000-D	1	German	10
		268000-D-BULK	4	German	300
		268000-E	1	Spanish	10
		268000-E-BULK	4	Spanish	300
		268000-P	1	Portuguese	10
		268000-RUS	1	Russian	10
		268000-FIN	1	Finnish	10
		268000-TR	1	Turkish	10
		268000-CZ	1	Czech	10
		268000-NL	1	Dutch	10
		268000-PL	1	Polish	10
		268000-SLO	1	Slovenian	10
		268000-H	1	Hungarian	10
		268000-GR	1	Greek	10
268000-CN	1	Chinese	10		
268000-BG	1	Bulgarian	10		
268000-JP	1	Japanese	10		
268000-BLR	1	Belarusian	10		
VS-181					
	52 x 105	268101	1	Italian	10
		268100	1	Italian	10
	65 x 131	268100-GB	1	English	10
		268100-F	1	French	10
		268100-D	1	German	10
		268100-E	1	Spanish	10
		268100-P	1	Portuguese	10

LABELS

VS



Family	Size mm	Type	Labels per sheet	Language	Quantity	
VS-I82						
	52 x 105	268200	1	Italian	10	
		268200-BULK	6	Italian	450	
	40 x 80	268201	1	Italian	10	
		268201-BULK	15	Italian	900	
	52 x 105	268200-GB	1	English	10	
		268200-GB-BULK	6	English	450	
		268200-F	1	French	10	
		268200-F-BULK	6	French	450	
		268200-D	1	German	10	
		268200-E	1	Spanish	10	
		268200-P	1	Portuguese	10	
VS-I83						
	52 x 105	268300	1	Italian	10	
		268300-BULK	6	Italian	450	
		268300-GB	1	English	10	
		268300-GB-BULK	6	English	450	
		268300-F	1	French	10	
		268300-D	1	German	10	
		268300-D-BULK	6	German	450	
		268300-E	1	Spanish	10	
			268300-P	1	Portuguese	10
	40 x 80	268301	1	italiano	10	
VS-I84						
	52 x 105	268400	1	Italian	10	
		268400-BULK	6	Italian	450	
		268400-GB	1	English	10	
		268400-F	1	French	10	
		268400-D	1	German	10	
		268400-E	1	Spanish	10	
			268400-P	1	Portuguese	10
	40 x 80	268401	1	Italian	10	
		268401-GB	1	English	10	
		268401-F	1	French	10	
VS-I85						
	52 x 105	268500	1	Italian	10	
		268500-BULK	6	Italian	450	
		268500-GB	1	English	10	
		268500-GB-BULK	6	English	450	
		268500-F	1	French	10	
		268500-F-BULK	6	French	450	
		268500-D	1	German	10	
		268500-D-BULK	6	German	450	
		268500-E	1	Spanish	10	
				268500-P	1	Portuguese



other language on request



Family	Size mm	Type	Labels per sheet	Language	Quantity
VS-186					
	52 x 105	268600	1	Italian	10
		268600-GB	1	English	10
		268600-F	1	French	10
		268600-D	1	German	10
		268600-E	1	Spanish	10
		268600-P	1	Portuguese	10
		268600-TK	1	Turkish	10
		268600-RUS	1	Russian	10
		268600-CZ	1	Czech	10
		268600-NL	1	Dutch	10
		268600-PL	1	Polish	10
		268600-H	1	Hungarian	10
		268600-GR	1	Greek	10
		268600-R	1	Romanian	10
		268600-CN	1	Chinese	10
268600-MK	1	Macedonian	10		
VS-150					
	150 x 180	2615000	1		10
VS-114					
	70 x 120	2611400	1		10
VS-132					
	125 x 62	2613200	6	Italian	12
		2613200-GB	6	English	12
		2613200-F	6	French	12
		2613200-D	6	German	12
		2613200-E	6	Spanish	12
		2613200-P	6	Portuguese	12
VS-133					
	125 x 62	2613300	6	Italian	12
		2613300-GB	6	English	12
		2613300-F	6	French	12
		2613300-D	6	German	12
		2613300-E	6	Spanish	12
		2613300-P	6	Portuguese	12



Family	Size mm	Type	Labels per sheet	Language	Quantity
VS-I134					
	62 x 125	2613400	6	Italian	12
		2613400-GB	6	English	12
		2613400-F	6	French	12
		2613400-D	6	German	12
		2613400-E	6	Spanish	12
		2613400-P	6	Portuguese	12
VS-I135					
	62 x 155	2613500	3	Italian	9
		2613500-GB	3	English	9
		2613500-F	3	French	9
		2613500-D	3	German	9
		2613500-E	3	Spanish	9
		2613500-P	3	Portuguese	9
VS-I136					
	125 x 62	2613600	4	Italian	12
		2613600-GB	4	English	12
		2613600-F	4	French	12
VS-I137					
	62 x 125	2613700	6	Italian	12
		2613700-GB	6	English	12
		2613700-F	6	French	12
		2613700-D	6	German	12
		2613700-E	6	Spanish	12
		2613700-P	6	Portuguese	12
VS-I138					
	62 x 125	2613800	6	Italian	12
		2613800-GB	6	English	12
		2613800-F	6	French	12
		2613800-D	6	German	12
		2613800-E	6	Spanish	12
		2613800-P	6	Portuguese	12
VS-I139					
	62 x 125	2613900	6	Italian	12
		2613900-GB	6	English	12
		2613900-F	6	French	12
		2613900-D	6	German	12
		2613900-E	6	Spanish	12
		2613900-P	6	Portuguese	12



other language on request



Family	Size mm	Type	Labels per sheet	Language	Quantity
VS-I140					
<p>WARNING UV LIGHT. Do not look directly at the light source.</p>	62 x 125	2614000	6	Italian	12
		2614000-GB	6	English	12
		2614000-F	6	French	12
		2614000-D	6	German	12
		2614000-E	6	Spanish	12
		2614000-P	6	Portuguese	12
VS-I141					
<p>WARNING Danger of burns. Hot surfaces. Do not touch.</p>	62 x 125	2614100	6	Italian	12
		2614100-GB	6	English	12
		2614100-F	6	French	12
		2614100-D	6	German	12
		2614100-E	6	Spanish	12
		2614100-P	6	Portuguese	12
VS-I147					
<p>WARNING Avoid injury. Do NOT operate with guard removed, gears or belts exposed. Replace guard before operating machine.</p>	125 x 62	2614700-I	4	Italian	12
		2614700-GB	4	English	12
VS-I148					
<p>WARNING Wear protective gloves.</p>	62 x 125	2614800	4	Italian	12
		2614800-GB	4	English	12
VS-I161					
<p>DANGER Moving parts can crush and cut. Do not operate with guard removed. Follow lock-out procedure before servicing.</p>	62 x 125	2616100-GB	4	English	12
VS-I162					
<p>WARNING Risk of eye injury. Eye protection required.</p>	62 x 125	2616200-GB	4	English	12
VS-I163					
<p>DANGER Impact hazard. Stay clear of this area during operation. Machine may start automatically.</p>	62 x 125	2616300-GB	4	English	12
VS-I164					
<p>WARNING Wear safety shoes.</p>	62 x 125	2616400-GB	4	English	12

LABELSTICKONSYS

Labels for desktop printers



Blank labels for laser or ink-jet printers. Supplied on A4 sheets, in UL certified materials such as polyester and polyolefin, for long-term use, at very high temperatures if necessary.

LLS and ILS labels can be used to identify electrical and electronic components with the high quality print provided by desktop printers.

Supplied in packs of 10 and combined with a strong liner, each sheet of labels must be fed manually into the printer.



Grey and 'silver' Polyester labels are widely used in the electrical and electronic industries.



Chemical and pharmaceutical applications commonly require the use of very thin and strong labels capable of withstanding contact with chemical agents.

Polyester is recommended for its transparency and non-deformability.

Improved visibility may be obtained with coloured polyester labels available in a wide range of materials supplied by CEMBRE.



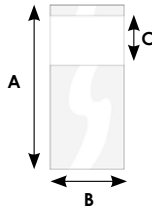
white	yellow	metallic grey	
WVYG	YVYG	PPYG	Material
Polyester outdoor	Polyester indoor	Polyester outdoor	Min Temperature range
-30°C	-30°C	-30°C	Max Temperature range
+70°C	+70°C	+130°C	Thickness
50µ	50µ	50µ	Adhesive
✓	✓	✓	

KML

Wraparound cable markers

for laser printers, self adhesive, A4 sheet

KML wraparound cable markers are suitable for identifying large diameter cables, tubes and conduit.



Material: transparent polyester film. Long-life Acrylic adhesive.

Resistant to Water, Oil, Grease, Alcohol, Detergent, Alkaline Substances, Sea Water and all kinds of Detergents.

Excellent dimensional stability, optimum antiaging qualities

Application temperature range: -40°C to +130°C



PET **HF** **40°C** **130°C**



Family	Overall Length A mm	Wrapping diameter mm	type						Print area Cx B mm	Quantity
			white	yellow	orange	red	blue	green		
KML038	38	4,3 ÷ 7	18950-010	18450-010	18350-010	18250-010	18650-010	18550-010	10 x 10	1.260
			18950-012	18450-012	18350-012	18250-012	18650-012	18550-012	10 x 12	1.050
			18950-015	18450-015	18350-015	18250-015	18650-015	18550-015	10 x 15	840
			18950-018	18450-018	18350-018	18250-018	18650-018	18550-018	10 x 18	700
			18950-020	18450-020	18350-020	18250-020	18650-020	18550-020	10 x 20	630
			18950-023	18450-023	18350-023	18250-023	18650-023	18550-023	10 x 23	560
			18950-025	18450-025	18350-025	18250-025	18650-025	18550-025	10 x 25	490
			18950-030	18450-030	18350-030	18250-030	18650-030	18550-030	10 x 30	420
			18950-035	18450-035	18350-035	18250-035	18650-035	18550-035	10 x 35	350
			18950-045	18450-045	18350-045	18250-045	18650-045	18550-045	10 x 45	280
KML050	50	6 ÷ 10	18951-010	18451-010	18351-010	18251-010	18651-010	18551-010	15 x 10	900
			18951-012	18451-012	18351-012	18251-012	18651-012	18551-012	15 x 12	750
			18951-015	18451-015	18351-015	18251-015	18651-015	18551-015	15 x 15	600
			18951-018	18451-018	18351-018	18251-018	18651-018	18551-018	15 x 18	500
			18951-020	18451-020	18351-020	18251-020	18651-020	18551-020	15 x 20	450
			18951-023	18451-023	18351-023	18251-023	18651-023	18551-023	15 x 23	400
			18951-025	18451-025	18351-025	18251-025	18651-025	18551-025	15 x 25	350
			18951-030	18451-030	18351-030	18251-030	18651-030	18551-030	15 x 30	300
			18951-035	18451-035	18351-035	18251-035	18651-035	18551-035	15 x 35	250
			18951-045	18451-045	18351-045	18251-045	18651-045	18551-045	15 x 45	200
KML075	75	8 ÷ 14	18952-010	18452-010	18352-010	18252-010	18652-010	18552-010	25 x 10	540
			18952-012	18452-012	18352-012	18252-012	18652-012	18552-012	25 x 12	450
			18952-015	18452-015	18352-015	18252-015	18652-015	18552-015	25 x 15	360
			18952-018	18452-018	18352-018	18252-018	18652-018	18552-018	25 x 18	300
			18952-020	18452-020	18352-020	18252-020	18652-020	18552-020	25 x 20	270
			18952-023	18452-023	18352-023	18252-023	18652-023	18552-023	25 x 23	240
			18952-025	18452-025	18352-025	18252-025	18652-025	18552-025	25 x 25	210
			18952-030	18452-030	18352-030	18252-030	18652-030	18552-030	25 x 30	180
			18952-035	18452-035	18352-035	18252-035	18652-035	18552-035	25 x 35	150
			18952-045	18452-045	18352-045	18252-045	18652-045	18552-045	25 x 45	120
KML135	135	19 ÷ 34	18953-015	18453-015	18353-015	18253-015	18653-015	18553-015	25 x 15	240
			18953-018	18453-018	18353-018	18253-018	18653-018	18553-018	25 x 18	200
			18953-020	18453-020	18353-020	18253-020	18653-020	18553-020	25 x 20	180
			18953-023	18453-023	18353-023	18253-023	18653-023	18553-023	25 x 23	160
			18953-025	18453-025	18353-025	18253-025	18653-025	18553-025	25 x 25	140
			18953-030	18453-030	18353-030	18253-030	18653-030	18553-030	25 x 30	120
			18953-035	18453-035	18353-035	18253-035	18653-035	18553-035	25 x 35	100
			18953-045	18453-045	18353-045	18253-045	18653-045	18553-045	25 x 45	80

LLS-ILS

Labels for laser and inkjet printers

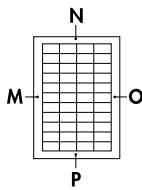
self adhesive

Material: Polyester (see page 176)

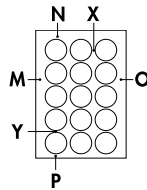


Rectangular, square corners

Size AxB mm	Type	white	yellow indoor	metallic grey	Row x Column	M	N	O	P	X	Y	Quantity
5 x 12	7700707...	WPYM	YPYM	SPYM	55 x 15	15	12	15	10			8.250
6 x 15	7700112...	WPYM	YPYM	SPYM	46 x 12	15	11	15	10			5.520
6 x 20	7700116...	WPYM	YPYM	SPYM	46 x 9	15	11	15	10			4.140
7 x 10	7700708...	WPYM	YPYM	SPYM	39 x 19	10	14	10	10			7.410
7 x 15	7700709...	WPYM	YPYM	SPYM	39 x 12	15	14	15	10			4.680
8 x 12	7700158...	WPYM	YPYM	SPYM	34 x 15	15	15	15	10			5.100
8 x 15	7700164...	WPYM	YPYM	SPYM	34 x 12	15	15	15	10			4.080
8 x 17	7700162...	WPYM	YPYM	SPYM	34 x 11	11,5	15	11,5	10			3.740
8 x 45	7700064...	WPYM	YPYM	SPYM	34 x 4	15	15	15	10			1.360
9 x 12	7700070...	WPYM	YPYM	SPYM	30 x 16	9	17	9	10			4.800
9 x 15	7700068...	WPYM	YPYM	SPYM	30 x 12	15	17	15	10			3.600
9 x 20	7700196...	WPYM	YPYM	SPYM	30 x 9	15	17	15	10			2.700
9 x 35	7700710...	WPYM	YPYM	SPYM	30 x 5	17,5	17	17,5	10			1.500
10 x 30	7700174...	WPYM	YPYM	SPYM	27 x 6	15	17	15	10			1.620
10 x 33	7700266...	WPYM	YPYM	SPYM	27 x 6	22,5	17	22,5	10			1.890
10 x 60	7700292...	WPYM	YPYM	SPYM	27 x 3	15	17	15	10			810
11 x 19	7700094...	WPYM	YPYM	SPYM	25 x 9	19,5	12	19,5	10			2.250
11 x 38	7700096...	WPYM	YPYM	SPYM	25 x 5	10	12	10	10			1.250
12 x 25	7700304...	WPYM	YPYM	SPYM	23 x 7	17,5	14	17,5	10			1.610
12 x 34	7700300...	WPYM	YPYM	SPYM	23 x 5	20	14	20	10			1.150
12 x 40	7700711...	WPYM	YPYM	SPYM	22 x 4	25	23	25	10			880
13 x 50	7700712...	WPYM	YPYM	SPYM	21 x 3	30	14	30	10			630
15 x 17	7700330...	WPYM	YPYM	SPYM	18 x 11	11,5	11,5	11,5	10			1.980
15 x 27	7700616...	WPYM	YPYM	SPYM	18 x 7	10,5	17	10,5	10			1.260
15 x 49	7700614...	WPYM	YPYM	SPYM	18 x 3	31,5	17	31,5	10			540
15 x 78	7700713...	WPYM	YPYM	SPYM	18 x 2	27	17	27	10			360
18 x 32	7700228...	WPYM	YPYM	SPYM	15 x 6	9	17	9	10			900
18 x 46	7700208...	WPYM	YPYM	SPYM	15 x 4	13	17	13	10			600
21 x 70	7700714...	WPYM	YPYM	SPYM	13 x 2	35	14	35	10			260
22 x 40	7700306...	WPYM	YPYM	SPYM	12 x 4	25	33	25	10			480
22 x 63	7700652...	WPYM	YPYM	SPYM	12 x 3	10,5	33	10,5	10			360
22 x 110	7700715...	WPYM	YPYM	SPYM	12 x 1	50	23	50	10			120
25 x 50	7700716...	WPYM	YPYM	SPYM	11 x 3	30	12	30	10			330
25 x 80	7700717...	WPYM	YPYM	SPYM	11 x 2	25	12	25	10			220
30 x 80	7700719...	WPYM	YPYM	SPYM	9 x 2	25	17	25	10			180
30 x 100	7700720...	WPYM	YPYM	SPYM	9 x 2	5	17	5	10			180
32 x 58	7700718...	WPYM	YPYM	SPYM	8 x 3	18	31	18	10			240
34 x 60	7700721...	WPYM	YPYM	SPYM	8 x 3	15	15	15	10			240
34 x 63	7700484...	WPYM	YPYM	SPYM	8 x 3	10,5	15	10,5	10			240
40 x 60	7700452...	WPYM	YPYM	SPYM	7 x 3	15	10	15	7			210
40 x 90	7700456...	WPYM	YPYM	SPYM	7 x 2	15	10	15	7			140
42 x 78	7700722...	WPYM	YPYM	SPYM	6 x 2	27	35	27	10			120



M - Left margin
N - Upper margin
O - Right margin
P - Lower margin



M - Left margin
N - Upper margin
O - Right margin
P - Lower margin
X - Horizontal spacing between labels
Y - Vertical spacing between labels

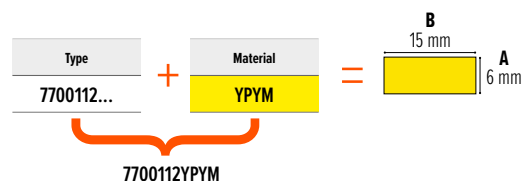
LABELS

LLS-ILS




Rectangular, square corners												
Size AxB mm	Type	white	yellow indoor	metallic grey	Row x Column	M	N	O	P	X	Y	Quantity
45 x 60	7700414...	WPYM	YPYM	SPYM	6 x 3	15	17	15	10			180
48 x 90	7700528...	WPYM	YPYM	SPYM	5 x 2	15	47	15	10			100
50 x 80	7700723...	WPYM	YPYM	SPYM	5 x 2	25	37	25	10			100
52 x 107	7700726...	WPYM	YPYM	SPYM	5 x 1	51,5	27	51,5	10			50
60 x 100	7700725...	WPYM	YPYM	SPYM	4 x 2	5	47	5	10			80
62 x 88	7700724...	WPYM	YPYM	SPYM	4 x 2	17	39	17	10			80
75 x 105	7700728...	WPYM	YPYM	SPYM	3 x 1	52,5	62	52,5	10			30
105 x 110	7700727...	WPYM	YPYM	SPYM	2 x 1	43,5	77	43,5	10			20
120 x 60	7700729...	WPYM	YPYM	SPYM	2 x 2	15	47	15	10			40
120 x 70	7700730...	WPYM	YPYM	SPYM	2 x 2	35	57	35	10			40
140 x 98	7700731...	WPYM	YPYM	SPYM	2 x 2	7	7	7	10			40
Square, square corners												
Size AxB mm	Type	white	yellow indoor	metallic grey	Row x Column	M	N	O	P	X	Y	Quantity
16 x 16	7702045...	WPYM	YPYM	SPYM	16 x 11	17	31	17	10			1.760
20 x 20	7702046...	WPYM	YPYM	SPYM	13 x 9	15	27	15	10			1.170
28 x 28	7702044...	WPYM	YPYM	SPYM	10 x 6	21	10	21	7			600
30 x 30	7702032...	WPYM	YPYM	SPYM	9 x 6	15	17	15	10			540
40 x 40	7702036...	WPYM	YPYM	SPYM	7 x 4	25	10	25	7			280
50 x 50	7702047...	WPYM	YPYM	SPYM	5 x 3	30	37	30	10			150
70 x 70	7702049...	WPYM	YPYM	SPYM	4 x 2	35	7	35	10			80
100 x 100	7702050...	WPYM	YPYM	SPYM	2 x 2	5	97	5	10			40
Rectangular, rounded corners												
Size AxB mm	Type	white	yellow indoor	metallic grey	Row x Column	M	N	O	P	X	Y	Quantity
275 x 190	7703058...	WPYM	YPYM	SPYM	1 x 1	10	12	10	10			10
Circular												
Ø	Type	white	yellow indoor	metallic grey	Row x Column	M	N	O	P	X	Y	Quantity
Ø 16	7704002...	WPYM	YPYM	SPYM	14 x 10	7	10	7	10	4	4	1.400
Ø 25	7704006...	WPYM	YPYM	SPYM	9 x 6	17,5	17	17,5	15	5	5	540
Ø 50	7704010...	WPYM	YPYM	SPYM	5 x 3	22	21	22	10	4	4	150
A4												
Size AxB mm	Type	white	yellow indoor	metallic grey	Quantity							
297 x 210	7706000...	WPYM	YPYM	SPYM	10							

Example coding combination according to the dimensions and the material:




CHART

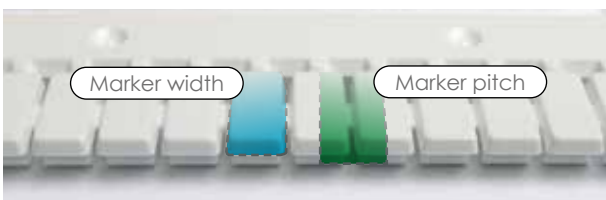
Terminal block marker cross reference chart



TERMINAL BLOCK



MARKERS



MG-CPM terminal block markers are available in versions to suit the particular clip formats of the most widely used products, see cross reference chart to side.

Depending on type, markers are presented as joined strips at a set or flexible pitch or as separate markers for convenient individual insertion on mixed pitch terminal block assemblies.

See markers on page 21

MARKERS APPLICATION

M



MODULAR STRIP Marker width is less than Clip width, while Marker width and Clip pitch are equal.

MF



MODULAR FLEXIBLE STRIP Marker width is less than Clip width, while Marker width and Clip pitch are equal.

P



SINGLE CLIPS TO PITCH Marker width is equal to Clip width and also Marker width and Clip pitch are equal.

CP



SINGLE CLIPS COMPATIBLE TO PITCH Marker width is less than Clip width, while Marker width and Clip pitch are equal.

S



SINGLE CLIPS Marker width is equal to Clip width, while Marker pitch is different to Clip pitch.

C



SINGLE CLIPS COMPATIBLE Marker width is less than Clip width, while Marker pitch is different to Clip pitch.

CHART

ENTRELEC*

	Markers mm																
	MG-CPM-01 41090N 5x40	MG-CPM-01 41091N 5x45	MG-CPM-01 41094 5x7	MG-CPM-02 41190N 5x10	MG-CPM-03 41291 5x10	MG-CPM-04 41390N 5x10	MG-CPM-04 41391 6x10	MG-CPM-05 41990 5x10	MG-CPM-12 46390 4.2x6	MG-CPM-13 41790 5x12	MG-CPM-15 42898 5x5	MG-CPMF 43091 7x6x105	MG-CPMF 43394 5.2x105	MG-DPM 45191 9x29	MG-TAR 45194 17x35	MG-CPMFA 12x105	
SNK serie ZS										S	S						
ZS4										S	S	P					
ZS6										S	S	S	P				
ZS10										S	S	S	S				
ZS16										S	S	S	S				
ZS35										S	S	S	S				
ZS70										S	S	S	S				
ZS95										S	S	S	S				
ZS4-R1										S	S	P					
ZS4-D2										S	S	P					
ZS4-D1										S	S	P					
ZS6-D2										S	S	S	P				
ZS6-D1										S	S	S	P				
ZS4-PE										S	S	P					
ZS6-PE										S	S	S	P				
ZS10-PE										S	S	S	S				
ZS16-PE										S	S	S	S				
ZS35-PE										S	S	S	S				
ZS70-PE										S	S	S	S				
ZS95-PE										S	S	S	S				
ZS4-S										S	S	P					
ZS4-S-T2										S	S	P					
ZS4-S-T2.3										S	S	P					
ZS4-S-R1										S	S	S	P				
ZS4-S-T2-R1										S	S	S	P				
ZS4-S-T2.3-R1										S	S	P					
ZS4-SP										S	S	P					
ZS4-SP-T2										S	S	P					
ZS4-SP-R1										S	S	S	P				
ZS4-SP-T2-R1										S	S	S	P				
ZS4-S-R2										S	S	S	P				
ZS4-S-R3										S	S	S	S				
ZS4-SF										S	S	S	P				
ZS4-SF-T2										S	S	S	P				
ZS4-SF-R1										S	S	S	P				
ZS4-SF-R3										S	S	S	P				
ZS4-SF-R2										S	S	S	P				
ZS4-SF-R4										S	S	S	P				
ZS4-SF1										S	S	S	S				
ZS4-SF1-T2										S	S	S	S				
ZS4-SF1-R1										S	S	S	S				
ZS4-SF1-R3										S	S	S	S				
ZS4-SF1-R2										S	S	S	S				
ZS4-SF1-R4										S	S	S	S				

FINDER*

	Markers mm		
	MG-CPM-03 41291 5x10	MG-CPM-04 41392 3x10	MG-CPM-11 46392 6x12
38.51...	C	C	
38.52...	C		C
38.61...	C	C	
38.62...		C	C
38.31...		C	
38.21...	C	C	
38.41...	C	C	
38.81...	C	C	
39.11...		C	
39.20...		C	
39.31...		C	
39.81...		C	
39.91...		C	
48.61...		C	
58.32...		C	
58.33...		C	
58.34...		C	
93.02...		C	
93.03...			

FINDER*

	Markers mm		
	MG-CPM-03 41291 5x10	MG-CPM-04 41392 3x10	MG-CPM-11 46392 6x12
93.21...	C	C	
93.61...			C
93.62...			C
93.68...			C
094.91.3		C	
095.91.3		C	
77.01...		C	
78.50...		C	
80.01...		C	
83.01...		C	
83.41...		C	

KLEMNSAN*

	Markers mm					
	MG-CPM-01 41090N 5x10	MG-CPM-01 41091N 5x15	MG-CPM-02 41190N 5x10	MG-CPM-01 41094 5x7	MG-CPM-11 46392 6x12	MG-CPM-12 46391 4.2x6
WGD 1	C	C	C	C		
KD 3	C	C	C	C		
KD 4	C	C	C	C		
MVK series				C	C	
AVK series	C	C	C	C		
PYK				C	C	
PYKMR	C	C	C	C		
PYK TEST	C	C	C	C		
YBK series	C	C	C	C		
MYK series	C	C	C	C		
YBK series					C	C
PCY series					C	C
PIK series	C	C	C	C		
AVK series					C	C
WGL 1	C	C	C	C		

LEGRAND*

	Markers mm	
	MG-CPM-09 41590 5x10	MG-CPM-07 41691 5x10
Serie Viking 3	MF	
Viking 370	S	

MORSETTITALIA*

	Markers mm			
	MG-CPM-07 41090N 5x10	MG-CPM-12 46391 4.2x6	MG-CPM-12 46390 4.2x6	MG-CPM-13 41790 5x12
Serie EURO	S	S	S	
Serie EURO QM			S	

CHART

PHOENIX CONTACT*				
	Markers mm	Markers mm		
		MG-CPM-03 41291 5X10	MG-CPM-04 41392 3X10	MG-CPM-04 41392 5X10
UK 2.5 LOER	C	C		M
UK 2.5 N	S	P	M	M
UK 3	S	P	M	M
UK 3 - EX	S	P	M	M
UK 3 - RETURN	S	P	M	M
UK 3 - RETURN - PE	S	P	M	M
UK 3 - TWIN	S	P	M	M
UK 3 - TWIN - PE	S	P	M	M
UK 3 N	S	P	M	M
UK 4	C	C	P	M
UK 4 - TG	C	C	P	M
UK 4 - TG - LOER - P/P	C	C	P	M
UK 4 FS / FS	C	C	P	M
UK 4 FSR	C	C	P	M
UK 4 LOER	C	C	P	M
UK 4 TP	C	C	P	M
UK 4 TP / TP	C	C	P	M
UK 5	C	C	C	M
UK 5 - HESI	C	C	C	M
UK 5 - MTK - P/P	C	C	C	M
UK 5 - R - L	C	C	C	M
UK 5 - TWIN	C	C	C	M
UK 5 - TWIN - EX	C	C	C	M
UK 5 / R - DRAHT	C	C	C	M
UK 5 N	C	C	C	M
UK 5 RETURN	C	C	C	M
UK 5 RETURN - PE	C	C	C	M
UK 5 TWIN	C	C	C	M
UK 5 TWIN - PE	C	C	C	M
UK 6	C	C	C	M
UK 6 N	C	C	C	M
UK 6.3 HESI	C	C	C	M
UK 10	C	C	C	M
UK 10 - DREHSI	C	C	C	M
UK 10 - EX	C	C	C	M
UK 10 - N-PE / N	C	C	C	M
UK 10 - PLUS	C	C	C	M
UK 10 - PLUS - PE	C	C	C	M
UK 10 - TWIN	C	C	C	M
UK 10 - TWIN - PE	C	C	C	M
UK 10 N	C	C	C	M
UK 10 RETURN	C	C	C	M
UK 10 RETURN - PE	C	C	C	M
UK 10.3 - HESI	C	C	C	M
UK 16	C	C	C	M
UK 16 - EX	C	C	C	M
UK 16 - PE / N	C	C	C	M
UK 16 N	C	C	C	M
UK 16 N - EX	C	C	C	M
UK 16 N - PE / N	C	C	C	M
UK 35	C	C	C	M
UK 35 - EX	C	C	C	M
UK 35 - PE / N	C	C	C	M
UK SI	C	C	C	M
UKB 4 FS ...	C	C	C	M
UKD 4 PE	C	C	C	M
UKH 25	C	C	C	M
UKH 50	C	C	C	M
UKH 50 - PE / N	C	C	C	M
UKH 95	C	C	C	M
UKH 95 - PE / N	C	C	C	M
UKH 150	C	C	C	M
UKH 240	C	C	C	M
UKK 3	S	S	C	M
UKK 4 - FS	C	C	P	M
UKK 4 - FS / FS	C	C	P	M
UKK 5	C	C	C	M
UKK 5 - DIO	C	C	C	M
UKK 5 - TG	C	C	C	M
UKK 5 -2 -DIO	C	C	C	M
UKK 5 -LA	C	C	C	M
UKKB 3	S	P	M	M
UKKB 5	C	C	C	M
UKKB 10	C	C	C	M

PHOENIX CONTACT*				
	Markers mm	Markers mm		
		MG-CPM-03 41291 5X10	MG-CPM-04 41392 3X10	MG-CPM-04 41392 5X10
UKKB 10 / 2.5	C	C	C	M
UKKB 10 / 2.5 - PE	C	C	C	M
UKN 2.5	C	C	C	M
UKN 4	C	C	P	M
UKN 5	C	C	C	M
UKN 10 (N)	C	C	C	M
UKN 16	C	C	C	M
UKN 16N	C	C	C	M
UKN 35	C	C	C	M
UKSN	C	C	C	M
URK - ND	C	C	C	M
URK - ND 2	C	C	C	M
URKN	C	C	C	M
URKN - A	C	C	C	M
URKN / S	C	C	C	M
URTK - BEN	C	C	C	M
URTK / S	C	C	C	M
URTK / S - BEN	C	C	C	M
URTK / SS	C	C	C	M
URTKD / SP	C	C	C	M
USED 16	C	C	C	M
USED 27	C	C	C	M
USEN 14	C	C	C	M
USEN 18	C	C	C	M
USK / S6SK	C	C	C	M
USK 4 FSR...	C	C	P	M
USLKG 2.5	S	S		M
USLKG 2.5 - N	S	S		M
USLKG 3	S	S		M
USLKG 4	C	C	P	M
USLKG 5	C	C	C	M
USLKG 10 (N)	C	C	C	M
USLKG 16	C	C	C	M
USLKG 16 N	C	C	C	M
USLKG 35	C	C	C	M
USLKG 50	C	C	C	M
USLKG 95	C	C	C	M
UT 4	C	C	P	M
UT 4 BU	C	C	P	M
UT 4 YE	C	C	P	M
UT 4-MTD BU	C	C	P	M
UT 4-MTD-PE	C	C	P	M
UTTB 2,5		C		M
UTK 35	C	C	C	M
UXKK 4	C	C	C	M
VBSN 4 FS	C	C		M
VBST 4 FS / FS	C	C		M
VIOK 1.5	C	P	C	M
VIOK 1.5-2D	C	P	C	M
VIOK 1.5-3D/PE	C	P	C	M
VIOK 1.5-D/TG/D/PE	C	P	C	M
VIOK 1.5-LA	C	P	C	M
ZDIK 1.5			C	M
ZFDK 2.5	C	C		M
ZFDK -PE	C	C		M
ZFK 1.5		P		M
ZFK 2.5 - PE	C	C		M
ZFK 2.5 - PE / L / N	C	C		M
ZFK 2.5 - TWIN	C	C		M
ZFK 2.5 - TWIN - PE	C	C		M
ZFK 4	C	C	P	M
ZFK 4 - PE	C	C	P	M
ZFK 4 - TG	C	C	P	M
ZFK 6	C	C	C	M
ZFK 16	C	C	C	M
ZFK 14	C	C	C	M
ZFKK 2.5 (-MT)	C	C	C	M
ZFKN 4	C	C	C	M

CHART

WEIDMÜLLER*

	Markers mm			
	MG-CPM-01 41092 3X0	MG-CPM-01 41090 5x10	MG-CPM-01 41091 5x15	MG-CPM-01 41094 5x7
	MG-CPM-02 41100 5x10	STF-01 4207 agarrico	MG-CPMF 43304 5.2x105	MG-TAR 45394 11x40
	MG-TAR 45398 7.5x40			
ZDK 2.5/1.5V	P	C	C	
ZDKB	C	C	C	
ZDKS	C	C	C	
ZDLD 2.5 / 1.5	P	C	C	
ZDLD 2.5 / 1.5 V	P	C	C	
ZDU 1.5				
ZDU 2.5 2.5/10	P	C	C	
ZDU 2.5/2x2AN	P	C	C	
ZDU 2.5/2x2AN (/E) BL	P	C	C	
ZDU 2.5/2x2AN/10	P	C	C	
ZDU 2.5/2x2AN/D	P	C	C	
ZDU 2.5/2x2AN/E	P	C	C	
ZDU 2.5/2x2AN/LD	P	C	C	
ZDU 2.5/3AN	P	C	C	
ZDU 2.5/3AN (/E) BL	P	C	C	
ZDU 2.5/3AN/10	P	C	C	
ZDU 2.5/3AN/E	P	C	C	
ZDU 2.5/4AN	P	C	C	
ZDU 2.5/4AN (/E) BL	P	C	C	
ZDU 2.5/4AN/10	P	C	C	
ZDU 2.5-2/3	P	C	C	
ZDU 2.5-2/3AN (/E) BL	P	C	C	
ZDU 2.5-2/4AN (/E)	P	C	C	
ZDU 2.5-2/3AN (/E) BL	C	C	C	
ZDU 2.5-2/4AN (/E)	C	C	C	
ZDU 2.5-2/4AN (/E) BL	P	C	C	
ZDU 2.5 (/E)	P	C	C	
ZDU 2.5 (/E) BL	P	C	C	
ZDU 2.5-2	P	C	C	
ZDU 4	C	C	C	
ZDU 6	CP	CP	CP	
ZDU 10 NT	C	C	C	
ZDU 16 16/3AN	C	C	C	
ZDU 35	C	C	C	
ZDUA 2.5-2 (/E)	P	C	C	
ZDUA 2.5-2 (/E) BL	P	C	C	
ZDUB 2.5 / 2-2/4AN	P	C	C	
ZDUB 2.5 / 2AN	P	C	C	
ZDUB 2.5-2/2AN	P	C	C	
ZIA 1.5/....	C	C	C	
ZK3S	C	C	C	
ZKB	C	C	C	
ZKS	C	C	C	
ZPE 2.5/4AN	P	C	C	
ZPE 2.5	P	C	C	
ZPE 2.5/3AN	P	C	C	
ZPE 2.5/3AN/E	P	C	C	
ZPE 2.5/4AN	P	C	C	
ZPE 2.5/4AN/E	P	C	C	
ZPE 2.5/E	P	C	C	
ZPE 2.5-2 (/E)	P	C	C	
ZPE 2.5-2/3AN	P	C	C	
ZPE 2.5-2/3AN/E	P	C	C	
ZPE 2.5-2/4AN	P	C	C	
ZPE 35	C	C	C	
ZPEA -2/E	C	C	C	
ZRV 1.5	P	C	C	
ZRV 1.5PE	C	C	C	
ZSI 2.5	P	C	C	
ZSI 2.5/2	P	C	C	
ZSLD 2.5/1.5	P	C	C	
ZTR 2.5	P	C	C	
ZTR 2.5 D	P	C	C	
ZTR 2.5/3AN	P	C	C	
ZVL 1.5	P	C	C	

WIELAND*

	Markers mm		
	MG-CPM-05 41990 5x10	MG-CPM-05 41994 5x10	STF-05 42805
WT 2,5	P	M	M
WT 4	C	C	M
WT 6	C	C	M
WT 10	C	C	M
WT 16	C	C	M
WTP 2,5/4	P	M	M
WTP 6/10	C	C	M
WK 2,5/ U	P	M	M
WK 4/ U	C	C	M
WK 6/ U	C	C	M
WK 8/ U	C	C	M
WK 10/ U	C	C	M
WK 25/ U	C	C	M
WK 35/ U	C	C	M
WKFN 16/35	C	C	M
WKFN 2,5 D	C	C	M

WOERTZ*

	Markers mm				
	MG-CPM-01 41092 3X0	MG-CPM-01 41090 5x10	MG-CPM-02 41100 5x10	MG-CPM-01 41094 5x7	MG-CPM-11 46392 6x12
30544 / 4 V	C	C	C	C	C
30544 / 6 V	C	C	C	C	C
30544 / 10 V	C	CP	CP	CP	C
30800	C	C	C	C	C
30840					C
30841	C	C	C	C	C
30842	C	C	C	C	C
30843	C	C	C	C	C
30844	C	C	C	C	C
3430	C	C	C	C	C
35310/4V	C	C	C	C	C

* The trademark belongs to the respective Company and is used in this document only to purpose the identification of the respective technical characteristics and compatibility with the products manufactured by CEMBRE.

QUALITY

INDELIBILITY

CEI EN 60950-1

Information technology equipment - Safety
Part 1: General requirements
§ 1.7.11 Durability

Compliance is checked by inspection and by rubbing the marking by hand for 15 s with a piece of cloth soaked with water and again for 15 s with a piece of cloth soaked with Hexane.

After this test, the marking shall be legible; it shall not be possible to remove marking plates easily and they shall show no curling.

CEI EN 61010-1 Ed.2 equivalent to VDE 0411-1

Safety indications for electric devices
for measurement, control and laboratory use
Part 1: General indications

This regulation requires that both material and the print shall withstand cleaning with chemical agents commonly used in industry.

By rubbing manually by hand, without excessive pressure, for 30 seconds with a cloth soaked in the specific detergent or, if not specified, Isopropyl Alcohol.

CEMBRE INTERNAL TEST

This test was created to simulate cleaning with chemical products commonly used on various surfaces.

By wiping with a cloth soaked in 95% Ethanol 30 times and making a visual inspection after every 10 passes.

SALINE MIST

UNI EN ISO 9227

Environmental Testing
Part 2: Tests - Test Ka: Salt mist

The test methods listed by the standard are the following:

- Concentration of 50 ± 5 g/l of Sodium Chloride;
- pH of the solution between 6.5 and 7.2;
- Temperature inside the cabin $35 \pm 2^\circ\text{C}$.

Self-adhesive media are applied to plastic surfaces, while cable markers are applied to cables with PVC insulation.

After the test, the samples must undergo a visual examination and, if necessary, electrical and mechanical controls as required by appropriate regulations. At the end of the test, the print should still be legible.

Test methods

conforming to the edition of the standard current at the time of testing

RESISTANCE TO SOLVENT VAPOUR

CEI EN 60464-2

Resistance to solvent vapour is verified by the condition of the test sample following exposure.

The standard requires the sample to be placed in a container of the specified solvent.

The test samples must be suspended vertically with the lower edge around

150 mm above the surface of the test solvent. During the exposure, the liquid must not evaporate completely and, if necessary, must be topped up. The temperature of the test solvent must be $23 \pm 2^\circ\text{C}$ and the duration of exposure must be $168\text{h} \pm 1$ (seven days). After removal from the container, each test sample must be examined to determine whether there has been any change in appearance, loss of adherence of the sub layer, exfoliation, detachment, bulging or other signs of deterioration.

Solvents used by CEMBRE are: Acetone (not for PVC material), Ethanol, Hexane

Excepting PET transparent material.

RESISTANCE TO ABRASION

DIN 30643

This standard specifies a test method to determine resistance to rubbing and abrasion of printed flat surfaces that are exposed to mechanical forces such as rubbing and chemical stresses such as cleaning fluids.

After testing the print should be legible to the naked eye.

The following materials printed with the MG2-EPTR 991611 Premium Black Ribbon are certified DIN 30643-A-S-3:

- Rigid flat White PVC
MG-TAP, MG-TAA, MG-TAR, MG-DOG, MG-PTS, MG-PTSA, MG-ETF, MG-TPMF, MG-TAPW, MG-PLC, MG17.5-R, MG2-17.5-R, MG17.5-A, MG2-17.5-A, MG-VRT-R, MG2-VRT-R, MG-VRT-AH, MG2-VRT-AH, MG-SIGNS-A, MG-CPMF.
- Rigid flat White Polycarbonate
MG-TAA-HF, MG-TAP-HF, MG-PTS-HF, MG-PTSA-HF, MG-ETF-HF, MG-TPMF-HF, MG-DOG-HF, MG-VRT-A-HF, MG2-VRT-A-HF, MG-VRT-AH-HF, MG2-VRT-AH-HF
- White Polycarbonate
MG-CPM, MG-TDM, MG2-TDMO
- White PVC film
MG-VYT, MG2-VYT, MG-17.5-VY, MG-17.5-SB, MG-SIGNS-VY, MG-CPMFA
- White Polyester film
MG-PYT, MG-17.5-PY, MG-SIGNS-PY
- Yellow PVC coated fabric
MG-VCT

UV RESISTANCE

UNI EN ISO 4892-2

Methods of exposure to laboratory light sources
Part 2: Xenon arc lamps

- Exposure to artificial laboratory light, in Solarbox model 1500E.
- The properties of the material and the legibility of the print are verified after the test.
- Temperature of black panel: $65^{\circ}\text{C} \pm 3^{\circ}\text{C}$
- Exposure: continuous
- Radiation: 550 W/m^2
- Xenon 1500 W lamp
- Borosilicate 280 mm filter (outdoor)
- External testing temperature: $20^{\circ}\text{C} \pm 5^{\circ}\text{C}$

EFFECT OF AGEING

CEI 16-7

Elements to identify terminals and cable endings
Paragraph 7.4 Thermal tests

20 samples per type and size are used, applied on cylindrical steel barrels approx. 100 mm long: 10 of the minimum diameter and 10 of the maximum diameter of the cable used with the element. The samples are then located in a climatic chamber and held for 5 hours at the maximum usage temperature expected, then left to cool to room temperature.

At the end of the test, all of the samples should show substantial dimensional stability. None of the samples, especially those in temperature regulating material, should have breaks or cracks.

Small deformations are allowed. Where applicable, it should be possible to remove and replace elements tested in holders.

Conformity is verified by visual examination.

EFFECT OF IMMERSION IN LIQUID CHEMICALS

UNI EN ISO 175

Test methods to determine the effects of immersion in chemicals

The standard specifies methods for exposing plastic test samples to liquid chemical agents and for determining changes in characteristics caused by this exposure. It includes the immersion test for 24 hours of the entire surface of the test sample and applies to all solid plastic materials, submitted in the form of printed or extruded materials, plates, pipes, bars or sheets with a thickness greater than 0.1 mm.

The test samples are completely immersed in a test liquid for a specified time and temperature.

Their characteristics are determined before immersion, after removal from the liquid and after drying.

The test methods specified are the following:

- Changes in mass, dimensions and appearance, immediately after removal from the liquid and after drying
- Change in the physical characteristics (mechanical, thermal, optical, etc.) immediately after removal from the liquid and after drying.
- The quantity of liquid absorbed.

Chemicals used by CEMBRE: Hydrochloric acid, Nitric acid, Hydrofluoric acid

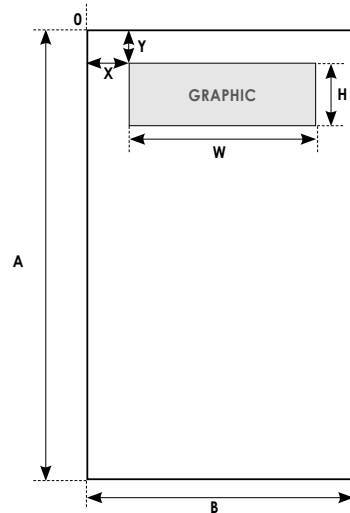
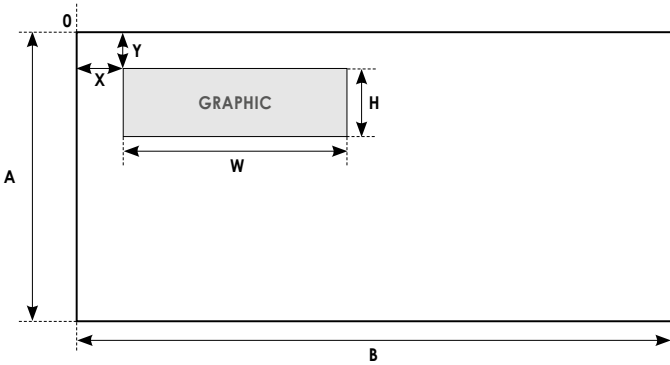
Standard test methods carried out by CEMBRE.
For tests carried out on specific media,
datasheets are available upon request or via our website.

CUSTOMER INFORMATION

Contact name
 Company.....
 Address
 CityPostcode.....
 Phone.....Fax.....
 E-mail.....

MEDIUM

Part code.....
 Landscape Size mm **A**..... **B**.....
 Portrait Size mm **A**..... **B**.....



self adhesive plain predrilled with holes
 Colour.....

GRAPHIC

GRAPHIC Area **W**.....x **H**..... mm
 GRAPHIC Position **X**.....x **Y**..... mm
 GRAPHIC Colour references (Pantone®, RAL...).....
 GRAPHIC Vector file (Adobe Illustrator .ai, Corel Draw .cdr, AutoCAD .dxf)
 Sample PLATE (eg. currently used)

ORDER

First order quantityAnnual consumption.....
 Date sent Authorised by.....
 Signature.....

SMP

Pre-embossed tags specification

for inox tags

CUSTOMER INFORMATION

Contact name

Company.....

Address

CityPostcode.....

PhoneFax

E-mail.....

SERVICE

- SMP01A10X90 Quantity:.....
- SMP01A20X90 Quantity:.....

Attach the xls file (Excel) to the request with the detailed description of the text to be embossed for each single plate.

See example:

	A	B
1	BFI01	
2	BFI02	
3	BFI03	
4	BDS01	
5	BDS02	
6	BDS03	
7	BDS04	
8	BKV01	
9	BKV02	
10	BKV03	
11	BKV04	
12	BKV05	
13	BKV06	
14	BKV07	
15	BKV08	
16	BHV01	
17	BHV02	
18	BHV03	
19	BHV04	
20	BHV05	
21	BHV06	
22	BHV07	
23	BHV08	
24	BHV09	
25	BHV10	

ORDER

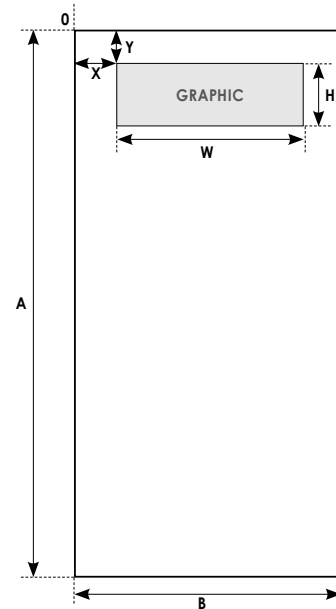
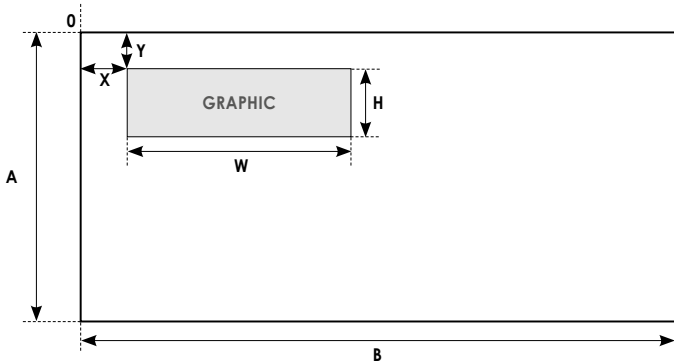
Date..... Signature

CUSTOMER INFORMATION

Contact name
 Company.....
 Address
 CityPostcode.....
 Phone Fax
 E-mail.....

LABEL

Part code.....
 Landscape Size mm **A**..... **B**.....
 Portrait Size mm **A**..... **B**.....



GRAPHIC

GRAPHIC Area **W**.....x **H**..... mm
 GRAPHIC Position **X**.....x **Y**..... mm
 GRAPHIC Colour references (Pantone®, RAL...)
 GRAPHIC Vector file (Adobe Illustrator .ai, Corel Draw .cdr, AutoCAD .dxf)

ORDER

First order quantityAnnual consumption.....
 Date sent Authorised by.....
 Signature.....

GENIUSPRO License Request**GENIUSPRO**

to order new GENIUSPRO software licenses

CUSTOMER INFORMATION

Contact name

Company.....

Address

CityPostcode.....

PhoneFax

E-mail.....

SENT BY RETAILER

Retailer

Branch.....

Contact name

PhoneFAX.....

E-mail.....

PRINTER TYPE & SERIAL NUMBER

<input type="checkbox"/> MG3	Serial number.....
<input type="checkbox"/> MG2	Serial number.....
<input type="checkbox"/> ROLLY3000	Serial number.....
<input type="checkbox"/> ROLLY2000	Serial number.....
<input type="checkbox"/> ROLLY2000TR1	Serial number.....
<input type="checkbox"/> ROLLY2000TR2	Serial number.....

REASON FOR REQUEST

- Buying another printer: PRINTER TYPE SERIAL NUMBER
- Increased number of users
- Change in computer
- Other

GENIUSPRO LICENSE

- GENIUSPRO-1L (single license)
- GENIUSPRO-5L (multiple licenses)

Date..... Signature

1. GENERAL TERMS

- 1.1. For the purpose of these GENERAL TERMS AND CONDITIONS OF SALE (the "Terms and Conditions"), the following definitions shall apply:
 - (Seller): CEMBRE Ltd (CEMBRE);
 - (Buyer): any professional or entrepreneur purchasing the Products from the Seller;
 - (Products): the goods manufactured and/or sold by the Seller;
 - (Order(s)): each proposal for the purchase of the Products submitted by the Buyer to the Seller in writing;
 - (Sale(s)): each single sale agreement entered into further to the receipt by the Buyer of the written order confirmation of the Seller.
- 1.2. These Terms and Conditions govern the sale of equipment, components, parts, and materials (the "Products") supplied by the Seller to the Buyer. Any specific supply agreement, order confirmation, quotation, these Terms and Conditions and the purchase order form the Sales Agreement ("Agreement") between the parties. In the event of a conflict between these documents, precedence shall apply in accordance with the order listed in the previous sentence.
- 1.3. CEMBRE's quotation, proposal or order confirmation is conditional on the Buyer's acceptance of these Terms and Conditions. Buyer's silence or acceptance/use of the Products or services related to any purchase order shall constitute tacit approval of these Terms and Conditions.
- 1.4. Any additional or conflicting terms included in the Buyer's request for quotation/proposal, specifications, purchase order or any other written or oral communication are not binding on CEMBRE unless separately signed by CEMBRE. CEMBRE's failure to object to Buyer's additional or conflicting terms (including the Buyer's Terms and Conditions of Purchase) does not operate as a waiver of any terms contained herein.

2. ORDERING PROCEDURES

- 2.1. Offers of the Seller are not binding. This shall also apply if the Seller has provided the Buyer with catalogs, technical documentation (e.g., drawings, plans, calculations, calculations, references to DIN standards), other product descriptions or documents - also in electronic form - to which the Seller reserves property rights and copyrights pursuant to Clause 8.
- 2.2. Unless otherwise agreed, the information in offers and order confirmations shall refer to the contents of the respectively valid price lists, catalogs or other documents - also in electronic form, including technical data sheets, of the Seller.
- 2.3. All orders must be sent in writing and include all the details for a correct identification of the Products and Services requested. The minimum order amount is £250.
- 2.4. The order is an irrevocable proposal to buy, but it is accepted by the Seller only following order acknowledgement / confirmation or execution.
- 2.5. The Buyer may request in writing to cancel or modify the order only prior to its execution and the Seller may at its own discretion accept or reject such request. Only cancellations and modifications expressly accepted by the Seller in writing shall be valid and effective.

3. PRICING AND PAYMENT TERMS

- 3.1. Unless otherwise specified in writing, Seller's quotations have a 30-day validity, after which they will automatically expire.
- 3.2. Prices quoted in price-lists and marketing materials are not binding and cannot be considered a "quoted offer". Unless otherwise agreed in writing, prices are always quoted based on delivery term DAP (Incoterms latest version), with appropriate carriage charged, net of any applicable statutory value added /goods and services tax and of any applicable taxes and duties.
- 3.3. The Seller reserves the right to update the price-list without prior notice; the new release of the price-list will apply to all the Orders placed after the date such new release is issued and sent to the Buyer. Invoices will be issued in accordance with the prices in force on the date of the order confirmation or as otherwise agreed in specific supply agreements.
- 3.4. If the Buyer does not pay within the agreed payment term, he will be in default of payment even without a reminder. In this case, the Seller shall charge overdue interest at a rate of 9 percentage points above the prime rate - or the maximum interest rate allowed by the law, whichever is lower - and a lump sum for costs of up to £ 40,000. Any further claim for damages caused by delay shall remain unaffected.
- 3.5. In the event of payment arrears, suspension of payments and if circumstances become known which are likely to reduce the creditworthiness of the customer, the Seller shall be entitled, after having granted a period of grace, to declare all claims arising from the entire business relationship with the customer immediately due for payment. Discount agreements, rebates and the like shall be deemed forfeited in this case.
- 3.6. Failure to pay or delayed payments above 30 days also entitle the Seller to suspend the delivery of the Products and terminate every single Sale entered into. The suspension of the delivery of the Products or the termination of any Sale shall not entitle the Buyer to claim for any compensation.
- 3.7. Any complaints regarding the Products and/or their delivery shall not be grounds for suspending or delaying the payment.
- 3.8. In the event of default or risk of insolvency concerning the Buyer, the Seller will be entitled to:
 - demand payment in advance or suitable guarantees; and/or
 - suspend deliveries; and/or
 - demand immediate payment of all the invoices already issued, regardless of the payment term therein indicated; and/or
 - terminate any existing sale agreement.

4. DELIVERY

- 4.1. Except as otherwise agreed upon in writing between the parties, the Seller shall deliver the Products DAP (INCOTERMS latest version). If required, the Seller shall take care of the shipment of the Products at the Buyer's costs and expenses. In this last case delivery shall be considered to have taken place when the Products are transferred to the forwarder.
- 4.2. In case of missing or damaged goods during transport, the Buyer must formulate all the necessary reservations on the delivery note of said goods at the time of delivery. Such reservations must also be confirmed in writing to the Seller within 48 hours of the date of the delivery, by registered mail with return receipt.
- 4.3. The Seller cannot be held liable for delays in deliveries in the following circumstances:
 - acts of God or other extraordinary events beyond reasonable control, resulting in interruption of the manufacturing process, including shortage of energy and/or raw materials, pandemics strikes, embargoes or trade restrictions;
 - delays due to the Buyer, particularly when the Buyer failed to provide the information required to execute the order;
 - overdue payments, pursuant to Section 3.8 of these T&C.
- 4.4. Penalties for late delivery may be charged by the Buyer only when expressly agreed in a specific supply agreement, and in any case up to a maximum amount equal to the price of the delayed delivery.
- 4.5. The Buyer shall not reject partial deliveries or late deliveries. All costs resulting from the rejection of goods will be charged to the Buyer. Excess deliveries for the purpose of rounding up to the packing quantity shall be deemed to be contractual performance and shall be paid by Buyer.
- 4.6. Goods returned at the request of the Buyer can only be accepted if the Seller has agreed in writing. The returned parts must be in their original packaging, come from the current product range and be in saleable condition. The return shipment must be carriage paid and at the risk of the Buyer. From the purchase price to be refunded, a depreciation fee will be deducted based on the actual conditions of the goods, their age and original price. Depreciation shall not apply to goods returned under section 5 and 6 hereinafter, provided that the return was authorized by the Seller. Custom-made products or articles which are not included in the current catalogue will not be taken back. Returned goods that are not accepted by the Seller will be shipped back to Buyer or scrapped at the Buyer's choice (freight paid by the Buyer).
- 4.7. In the event of modifications to the order required by the Buyer, the delivery deadline will automatically be extended for the time necessary to implement the required modification.
- 4.8. Each of the following sub-clauses are separate and severable and shall be enforceable accordingly.
 - a) Notwithstanding delivery, all goods supplied by us will remain our absolute property until you pay in full for them and for all other goods previously supplied by us.
 - b) You will store the goods in such a way that they are readily identifiable as our property; in case you sell them to a third party in the normal course of your business, all rights which you have against the buyer shall automatically vest in us.
 - c) You shall not be entitled to pledge or in any way charge by way of security any of the goods, which remain our property, but in the event you do so all monies owing by you to us shall - with out prejudice to any other right or remedy available to us - forthwith become due and payable.
 - d) We shall be entitled immediately after giving notice of our intention to repossess, to enter upon any premises with such transport as may be necessary and repossess any goods to which we have title under this clause.

5. CONFORMITY

- 5.1. Complaints about apparent defects or non-conformity of the product delivered in relation to the purchase order or the packing slip must be notified to the Seller in writing within 48 hours after receipt of the products, subject to forfeiture. The Buyer loses the right to claim if the goods are not inspected immediately after delivery.
- 5.2. In the absence of a specific agreement on quality, the features contained in a specification, a product-specific technical data sheet or an equivalent description by the Seller shall be deemed to be the relevant quality. Insignificant deviations shall not constitute a defect.

6. WARRANTY AND LIABILITY

- 6.1. Unless otherwise agreed upon in writing, the Seller warrants that the Products are free from defects in material, design and manufacturing and fit for use. No guarantee is given herein by the Seller on the conformity of any Product with the law and regulations in countries outside EU and the UK. No other warranties, express or implied, are made with respect to the Products including, but not limited to, any implied warranty of merchantability or fitness for a particular purpose.
- 6.2. Unless otherwise agreed upon in writing, the warranty shall be valid for a period of one year from the date of delivery to the Buyer. Warranty is provided only on tools or machines with a serial number or other identification number that allows traceability. The warranty is, however, excluded if the Products have already been processed by the Buyer or incorporated in products, machinery or plants of the Buyer or of third parties.
- 6.3. Claims for defective Products shall be made in writing within eight working days from discovery.
- 6.4. The defective Products shall be returned to the Seller at the Buyer's cost upon Seller's request. The Seller's sole obligation (and Buyer's sole remedy) for any breach of warranty under the foregoing warranty shall be to repair (at location designated by Seller) or replace DAP the original point of delivery the defective goods, within a reasonable time. The Buyer will waive any claim for damage compensation once the warranty has been fulfilled and the Product has been repaired or replaced. The warranty shall not cover defects due to environmental or stress testing, misuse, failure to observe the Seller's instructions regarding the functioning, maintenance and the storage of the Products, repairs or modifications made by the Buyer or a third party without prior written authorization of the Seller, improper installation, transportation or handling.
- 6.5. Direct interventions on site are not included in the warranty; if expressly requested by the Buyer they are subject to charge, according to the Seller's tariffs.
- 6.6. Warranty repair/replacements may be suspended in the event of insolvency of the Buyer or overdue invoices.
- 6.7. Save for the case of fraud or gross negligence, the Seller shall bear no liability for damages to property or third parties other than that expressly provided by virtue of any mandatory law provisions. In any case, the Seller shall not be liable for indirect or consequential damages of whatsoever nature as, by way of example, production losses or unearned profits. In any case, Buyer's right to damages shall be limited to a maximum amount equal to the value of the Products showing defects or faults.
- 6.8. The Seller shall bear no liability for damages to property or third parties other than that expressly provided by virtue of any mandatory law provisions. The Seller will not, under any circumstances, be liable for the cost of removal or reinstallation of goods or the cost of disassembly or reassembly or for loss of business or goodwill or profits or for cost of inspection or storage or for any incidental and consequential damages of any nature which may arise from the sale of goods to the Buyer. When liability cannot be excluded by virtue of mandatory law provisions, Buyer's right to damages shall in any case be limited to a maximum amount equal to the value of the Products showing defects or faults.
- 6.9. The Seller has taken out suitable insurance policies covering general liability in connection with the Products.

7. EXPORT CONTROL REGULATIONS

- 7.1. CEMBRE shall not be obligated to fulfil this agreement if such fulfilment is prevented by any impediments arising out of national or international foreign trade or customs requirements or any embargoes or other sanctions or restrictions.
- 7.2. If the Buyer transfers the goods to a third party, the Buyer shall comply with all applicable national and international (re-) export control regulations.
- 7.3. The Buyer shall cooperate with the Seller to provide the information concerning end users, destination and intended use of goods supplied by CEMBRE, in case this is necessary due to customs control activities or export control regulations.
- 7.4. Violations of this section 7 shall entitle the Seller to terminate any existing sale agreement at any time without notice.

8. INTELLECTUAL PROPERTY, CONFIDENTIALITY AND PRIVACY

- 8.1. The use of CEMBRE trademarks is governed by the General Terms and Conditions, published on the website <https://www.CEMBRE.com/group/termsandconditions>, which the Buyer is obliged to comply with. It is prohibited to relabel and repackage the Products without CEMBRE's written authorization.
- 8.2. Each party will retain ownership of its Intellectual Property developed before or outside the scope of the sale agreement. If any Intellectual Property is developed under the sale agreement, the parties shall execute a separate agreement regarding the ownership thereof.
- 8.3. Seller expressly reserves the copyright to its catalogues, technical documentation (e.g. drawings, plans, calculations, data sheets), other product descriptions or documents - also in electronic form. The Buyer is only granted a non-exclusive right of use.
- 8.4. All drawings and technical documents relating to the Products submitted by one party to the other shall remain exclusive property of the submitting party and can only be used for the purpose for which they were provided. The receiving party is not allowed to use such documents otherwise, to procure copies thereof, to reproduce and to disclose them to a third party without consent of the submitting party. The end user of the Products shall not be deemed as a third party for the purpose of this section.
- 8.5. Any liability of the Seller is excluded if the Buyer is responsible for the infringement of property rights, in particular because he has modified the object of performance, used it in breach of contract or taken it to a place other than the place of destination without the Seller's consent.
- 8.6. If the Seller manufactures goods according to drawings, samples or other information provided by the Buyer (OEM products) and if the property rights of third parties are infringed in the process, the Buyer shall indemnify the Seller from all claims for damages resulting from this.
- 8.7. The Seller warrants that the personal data received from the Buyer will be processed in full compliance with the applicable data protection regulations.
- 8.8. Violations of this section 8 shall entitle the Seller to terminate any existing sale agreement at any time without notice.

9. APPLICABLE LAW AND JURISDICTION

- 9.1. The place of performance for the delivery together with any subsequent performance on the part of the Seller is the Seller's registered office.
- 9.2. Place of jurisdiction is the registered office of the Seller. The Seller is also entitled to take legal action at the Buyer's registered office.
- 9.3. The legal relations between the Seller and the Buyer shall be governed by the laws of England and Wales to the exclusion of the U.N. Convention on the International Sale of Goods (CISG).
- 9.4. The Buyer acknowledges that the CEMBRE Group has adopted a Code of Ethics and undertakes to respect its provisions, abstaining from any unlawful conducts. Failure to comply with any of the provisions of the Code of Ethics will result in a serious breach of contractual obligations and will entitle CEMBRE to terminate the contract with immediate effect, without prejudice to compensation for damages.

10. FORCE MAJEURE AND HARDSHIP

- 10.1. No failure, omission or delay of the Seller in the performance of any obligation shall be deemed a breach of the agreement nor create any liability hereunder, if the failure, omission or delay shall arise from acts of God, laws, rules, regulations or orders of any governmental authority, floods, fires, explosions, storms, earthquakes, acts of war (declared or undeclared), rebellion, insurrections, riot, sabotage, shortages of fuel, power, energy resources, and/or raw material, invasion, epidemic, quarantine, accident, strikes, lockouts, labor disputes, or any other comparable cause beyond the reasonable control of the Seller.
- 10.2. If, during the term of the contract, events occur which have not been contemplated by the Parties and which fundamentally alter the equilibrium of the contract, thereby placing an excessive burden on the Seller in the performance of its contractual obligations (hardship), the Seller shall have the power to make any revision to the contract that it finds just and equitable in the circumstances, or to terminate the contract at a date and on terms to be fixed.

the CEMBRE group

CEMBRE S.p.A. - Italy



CEMBRE Ltd. - UK



CEMBRE S.a.r.l. - France



CEMBRE España S.L.U. - Spain



CEMBRE GmbH - Germany



CEMBRE Inc. - USA



Making the right connections

Copyright © 2022 All rights reserved.

All contents of this catalogue belong to CEMBRE S.p.A.

Any reproduction, even in part, is prohibited without prior written permission from CEMBRE.

All images are included for illustration purposes; CEMBRE reserves the right to make changes and improvements to the products without notice.

Procedures for the use of the products shown should not be inferred from this document, but from the specific use and maintenance manuals provided with the products.

Edited by CEMBRE S.p.A. - IGB Group Press (BS), October 2022

Code 6260939



CONTACT US

CEMBRE S.p.A.
via Serenissima, 9
25135 Brescia
Italy
Ph +39 030 36921
ufficio.vendite@cembre.com
sales@cembre.com

CEMBRE Ltd.
Dunton Park,
Kingsbury Road,
Curdworth, Sutton Coldfield,
West Midlands, B76 9EB
United Kingdom
Ph +44 01675 470440
sales@cembre.co.uk

CEMBRE S.a.r.l.
22 Avenue Ferdinand
de Lesseps
91420 Morangis Cedex
France
Ph +33 01 40 49 11 90
info@cembre.fr

CEMBRE ESPAÑA S.L.U.
Calle Verano 6 y 8
Pl.Las Manjas
28850 Torrejón de Ardoz
Madrid - Spain
Ph +34 91 4852580
comercial@cembre.ES

CEMBRE GmbH
Geschäftsbereich
Energie- und Bahntechnik
Heidelmannstr. 166
80939 München
Germany
Ph + 49 89-3580676
info@cembre.de

CEMBRE GmbH
Geschäftsbereich
Industrie und Handel
Boschstraße 7
71384 Weinstadt
Germany
Ph +49 7151-20536-40
info-w@cembre.de

CEMBRE Inc.
Raritan Center Business Park
300 Columbus Circle-S.F.
Edison, NJ 08837 USA
Ph +1 (732) 225-7415
sales.us@cembre.com
Midwest Office
1051 Perimeter Dr #470
Schaumburg, IL 60173

FOLLOW US

